

CUSTOMER INFORMATION

Company Name



PROJECT INFORMATION

Project Name

Room

Contact

PO

1 DIAMETER

ø50mm (2")

2 MOTORS CONTROLS & GLIDING OPTIONS

Eclipse Wood is available with three motorised track options, Fill out the relevant section below

SilentGliss

Silent Gliss 5600

A Electric Motor / Manual

⚡ 9060 Motor - Silver ⚡ 9060 Motor - White Hand Drawn

B Motor Location

Left Right

C Control Option

9063 Radio Module 10300 Remote 10302 Remote 10303 Remote 10804 Remote
 App Control Move Home Automation

D Gliding Options

Glider Roller Wave® Glider Wave® Roller
 White Black White Black

somfy

Somfy

A Electric Motor / Manual

⚡ Movelite 35 WT ⚡ Movelite 35 RTS ⚡ Movelite 35 WF RTS Hand Drawn
 ⚡ Glydea Ultra 60e WT ⚡ Glydea Ultra 60e RTS ⚡ Irismo 45 WF RTS

B Motor Location

Left Right

C Power Options

⚡ Movelite Power Adapter ⚡ Irismo Power Adapter

D Control Option

Situo 1 RTS Remote Situo 5 RTS Remote App Control Tahoma Home Automation

E Gliding Options

Roller Ripple Roller Ripplefold® Roller - 80% Ripplefold® Roller - 100% Ripplefold® Roller - 120%
 White Black White Black

LUTRON

Lutron

A Electric Motor / Manual

⚡ D105 ⚡ D145 ⚡ D175 Hand Drawn

B Motor Location

Left Right

C Power Options

Transformer

D Control Option

Radio Dangle Pico Remote App Control RA2 Select Home Automation

E Gliding Options

Roller Ripplefold® Roller - 80% Ripplefold® Roller - 100% Ripplefold® Roller - 120%

PLEASE TURN OVER

CUSTOMER INFORMATION

Company Name _____



PROJECT INFORMATION

Project Name _____

Room _____

Contact _____

PO _____

3 FINISHES

Component Finishes

- Brushed Stainless
- Cloud ☉☉☉
- Cream ☉☉☉
- Stone ☉☉☉
- Damson ☉☉☉
- Flint ☉☉☉
- Platinum ☉☉
- Pewter ☉☉
- Twilight
- Sunset
- Brushed Brass Tint
- Polished Nickel

- Alabaster ☉☉☉
- Mineral ☉☉☉
- Clay ☉☉☉
- Smoke ☉☉☉
- Charcoal ☉☉☉
- Champagne ☉☉☉
- Bronzed ☉☉
- Glow
- Nightsky
- Brushed Bronze Tint

- Bone ☉☉☉
- Dove ☉☉☉
- Grey Moss ☉☉☉
- Frame Grey ☉☉☉
- Raven ☉☉☉
- Gold ☉☉
- Sky
- Midnight
- Brushed Carbon Tint

- Barley ☉☉☉
- Parchment ☉☉☉
- Slate ☉☉☉
- Lead ☉☉☉
- Cognac ☉☉
- Sunrise
- Old Brass

- Dusk ☉☉☉
- Oatmeal ☉☉☉
- Cocoa ☉☉☉
- Earth ☉☉☉
- Antique Brass ☉☉☉
- Storm
- Light Bronze

- Ceramic ☉☉☉
- Millstone ☉☉☉
- Moss ☉☉☉
- Burnt Ash ☉☉☉
- Gunmetal ☉☉
- Glimmer
- Bronze Art

Coat Options

- Matte ☾ Satin ☽ Gloss ☼

Wood Pole & Finial Finishes

- Ash Oak Cherry Walnut Black Ash Stain over Ash

4 FINIALS

- Flush Stud Large Disc Contrast Stud Wooden Contrast Stud
- Faceted Disc Wooden Faceted Disc Ball Wooden Ball

5 BRACKETS

Single Brackets

- Side Qty _____
- Mid Qty _____
- Joining Qty _____
- 100mm (4") Projection
- Custom _____

Ceiling Brackets

- Flush Qty _____
- Flush - Joining Qty _____
- Projection from wall _____

6 MEASUREMENT





- Straight Pole A-B _____ Bay Pole

7 POLE INFORMATION



A Finial Location

Please specify if your measurements exclude or include the finial length.

- Excludes Finial Length Includes Finial Length
- A Preferred Option**
- 
- 

B Stacking Location

Please specify how the curtain will be stacked.

- Single Stack Pair Stack
- 
- 
- Gliders Roller Wave® Glider Wave® Roller

8 CURTAIN INFORMATION

A Curtain Weight

Total Weight _____

B Heading

- Standard Wave/Ripple/Ripplefold

Gliding Option

Curtain Drop _____

Fabric

- Light (Cotton) Medium (Linen) Heavy (Velvet)

Lining

- None Lined Interlined

9 DECLARATION

I confirm the given information & measurements are correct and on this basis wish to proceed with a Quote/Order

SIGNED _____ DATE _____