

CUSTOMER INFORMATION

Company Name _____



PROJECT INFORMATION

Project Name _____

Room _____

Contact _____

PO _____

1 DIAMETER

- 30mm (1 3/16") 38mm (1 1/2")

2 FINISHES

- | | | | | | |
|-----------------------------------|------------------------------------|-------------------------------------|------------------------------------|----------------------------------------|------------------------------------|
| <input type="checkbox"/> Cloud | <input type="checkbox"/> Alabaster | <input type="checkbox"/> Bone | <input type="checkbox"/> Barley | <input type="checkbox"/> Dusk | <input type="checkbox"/> Ceramic |
| <input type="checkbox"/> Cream | <input type="checkbox"/> Mineral | <input type="checkbox"/> Dove | <input type="checkbox"/> Parchment | <input type="checkbox"/> Oatmeal | <input type="checkbox"/> Millstone |
| <input type="checkbox"/> Stone | <input type="checkbox"/> Clay | <input type="checkbox"/> Grey Moss | <input type="checkbox"/> Slate | <input type="checkbox"/> Cocoa | <input type="checkbox"/> Moss |
| <input type="checkbox"/> Damson | <input type="checkbox"/> Smoke | <input type="checkbox"/> Frame Grey | <input type="checkbox"/> Lead | <input type="checkbox"/> Earth | <input type="checkbox"/> Burnt Ash |
| <input type="checkbox"/> Flint | <input type="checkbox"/> Charcoal | <input type="checkbox"/> Raven | <input type="checkbox"/> Cognac | <input type="checkbox"/> Antique Brass | <input type="checkbox"/> Gunmetal |
| <input type="checkbox"/> Platinum | <input type="checkbox"/> Champagne | <input type="checkbox"/> Gold | <input type="checkbox"/> Sunrise | <input type="checkbox"/> Storm | <input type="checkbox"/> Glimmer |
| <input type="checkbox"/> Pewter | <input type="checkbox"/> Bronzed | <input type="checkbox"/> Sky | | | |
| <input type="checkbox"/> Twilight | <input type="checkbox"/> Glow | <input type="checkbox"/> Midnight | | | |
| <input type="checkbox"/> Sunset | <input type="checkbox"/> Nightsky | | | | |

Coat Options Matte Satin Glass

3 FINIALS

- Seamless Orbic Orbic Grand Drum Tulip Oblique
- Planar Ellipse Spheric

4 BRACKETS

Single Brackets

- Side Qty _____
 Mid Qty _____

Ceiling Brackets

- Ceiling Qty _____

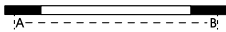
Recess Brackets

- Recess Qty _____

- 60mm (2 3/8") Projection
 100mm (4") Projection
 Custom _____

Projection from wall _____

5 MEASUREMENT



Straight Pole A-B _____

Bay Pole

6 POLE INFORMATION

A Finial Location

Please specify if your measurements exclude or include the finial length.

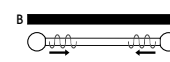
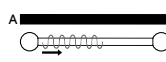
- Excludes Finial Length Includes Finial Length



B Stacking Location

Please specify how the curtain will be stacked.

- Single Stack Pair Stack



C Gliding Option

- Glider
 Metalcoat Glider
 Roller
 Sine Glider
 Sine Metalcoat Glider
 Ripple Roller
 Ripplefold Roller
 Metalcoat Selfcolour
 Other _____

7 CURTAIN INFORMATION

A Curtain Weight

Total Weight _____

B Heading

- Standard Sine/Ripple/Ripplefold

Gliding Option

Curtain Drop _____

Fabric

- Light (Cotton)
 Medium (Linen)
 Heavy (Velvet)

Lining

- None Lined Interlined

8 ACCESSORIES

Draw Rods

- Seamless Qty _____ Ombre Orbic Qty _____ Orbic Grand Qty _____

9 DECLARATION

I confirm the given information & measurements are correct and on this basis wish to proceed with a Quote/Order

SIGNED _____ DATE _____