

# ⚡ | LINEAR

THE **BRADLEY**  
COLLECTION

SPECIFICATION GUIDE

## SPECIFICATION GUIDE

This specification guide was designed to outline the main considerations that need to be made when quoting or ordering a system.

Please use this along side with the ⚡ | Electric Technical Guide's. There is a guide for Silent Gliss • Somfy • Lutron system options which deal with specific details of those systems.

If any questions arise please call your local sales representative or contact The Bradley Collection directly.



**Electrical installations must be carried out by qualified professionals. In line with the relevant wiring diagrams and conform to local regulations.**

### System Information Page 3-14

TRACKS Page 4

SYSTEM CONFIGURATION Page 5-7

JOINING & BAYS Page 8

MINIMUM WALL SIZES Page 9

BRACKET ALIGNMENT Page 10

CUSTOM BRACKETS Page 11

CURTAIN DROPS Page 12-13

GLIDER COLOURS Page 14

### Finishes Page 15-19

### Brackets Page 20-25

### Tracks Page 26-40



Tracks are manufactured to suit individual requirements. When calculating the length of your track, remember to allow tolerance beyond the width of the frame for the curtains to draw back to the edge of the window.

Maximum track length in one piece 3.0m (118")\*.

Tracks exceeding the recommended maximum distance between brackets, will be cut into equal parts unless otherwise specified.

Track joiners will be supplied. Brackets should be placed at every join.

The overall track cost is rounded up in 300mm (1ft) increments.

### SILENT GLISS® 5600



Glider/Roller Type	Maximum System Length - Single Stack →	Maximum System Length - Pair Stack →←	Maximum Section Length	Recommended maximum distance between brackets
Glider/Wave - Glider	2900mm (9'6")	6000mm (20')	2900mm (9'6")	1500mm (5')
Roller/Wave - Roller	15000mm (49')*	15000mm (49')*	2900mm (9'6")	1500mm (5')

### SOMFY® GLYDEA, IRISMO & MOVELITE



Motor Type	Maximum System Length - Single Stack →	Maximum System Length - Pair Stack →←	Maximum Section Length	Recommended maximum distance between brackets
Glydea Ultra 60e	12000mm (39')	12000mm (39')	2900mm (9'6")	1500mm (5')
Iriso 45WF	10000mm (32.5')	10000mm (32.5')	2900mm (9'6")	1500mm (5')
Movelite 35	10000mm (32.5')	10000mm (32.5')	2900mm (9'6")	1500mm (5')
Movelite 35WF	6000mm (20')	6000mm (20')	2900mm (9'6")	1500mm (5')

### LUTRON® SIVOIA



Glider/Roller Type	Maximum System Length - Single Stack →	Maximum System Length - Pair Stack →←	Maximum Section Length	Recommended maximum distance between brackets
Roller/Ripplefold - roller	9000mm (29.5')	9000mm (29.5')	2900mm (9'6")	1500mm (5')

#### HAND DRAWN

For windows or double treatments where motorisation is not required, hand drawn option are available.

\*Section lengths over 3.0m (118") will incur a handling charge

### CONFIGURATION

A looped driving belt runs around the motor and along the track. This is attached to the pilot header which in turn is attached to the lead glider/roller. The motor operates in both directions, thereby opening and closing curtains.

#### SINGLE STACK

On single stack systems the motor is always positioned on the stacking side, allowing the motor to be hidden behind the curtain.



#### Double Stack

Double stack curtains can have the motor positioned at either end of the track.



**END HOUSINGS**

Nylon end housings are painted in a complementary colour and then concealed within shaped metal covers, coated to match the track exactly. The images below show the different end housing type, which vary between system type and configuration.

**LUTRON®  
MOTOR END**

RETURN END - SINGLE STACK

RETURN END - PAIR STACK



---

**SOMFY®  
MOTOR END**

RETURN END - SINGLE STACK

RETURN END - PAIR STACK



---

**SILENT GLISS®  
MOTOR END**

RETURN END - SINGLE STACK

RETURN END - PAIR STACK



### MOTOR POSITIONING

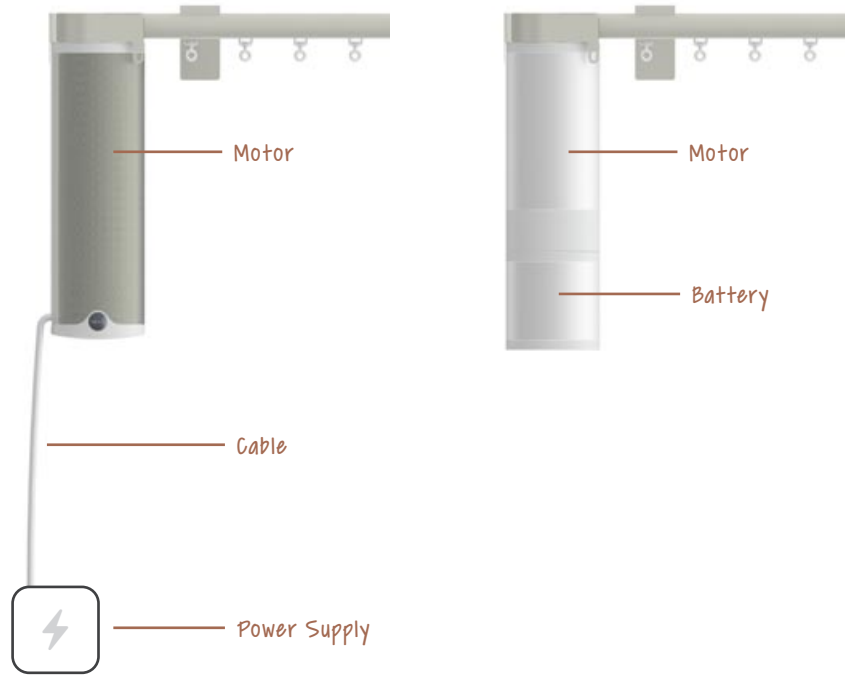
Mains powered motor's needs to be positioned on same side of the window as the power supply.

Wiring diagrams are available on request

Motorised systems are unsuitable for use outdoors or in damp environments such as shower rooms and bathrooms.

#### ⚡ MAINS POWERED SYSTEMS

#### 🔋 BATTERY POWERED SYSTEMS SOMFY® MOVELITE & IRISMO ONLY



#### LEFT HAND MOTOR




#### RIGHT HAND MOTOR



**JOINING TRACKS**

Where ever there is a join in the systems, this must always be supported by a bracket.

A joiner sits under the bracket and slides into the top channel of the track. To keep the two parts securely together



**!** Note: On 5600 systems the bracket needs to be offset from the join.

**BESPOKE BAYS**

Bradley's bespoke service allows tracks to be specifically made for unique bay windows and complex long span installations. Tracks can be shaped to create a system that follows contours. Passing rings have been designed to traverse over brackets and around bends. Using a double track system in a bay window can create an elegant as well as practical treatment.



One Bend Bay



Two Bend Bay



Square Bay



Four Bend Bay  
Made of 2x  
two Bend Bays



Continuous Curve

**BRADLEY** | **+**  
**BAY CHECKER**

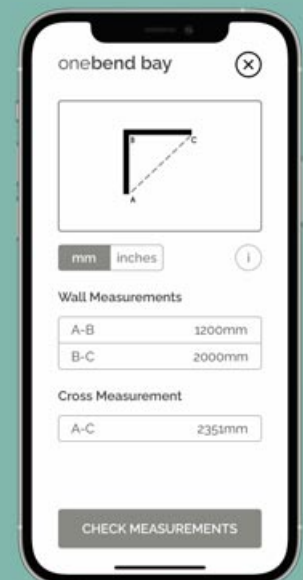
Bay Checker + is part of our Digital Toolbox, allowing you to check your measurement for bays and curves whilst onsite, as well as storing straight window dimensions for your projects.

Unlimited measurements may be saved locally to your device or shared to your colleagues.

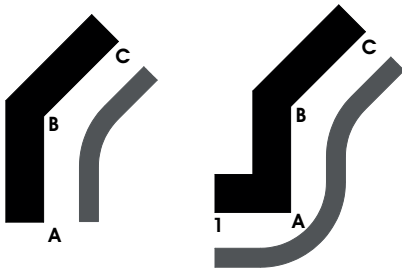
Available as a free download for iOS or Android,

For more information on Bay Checker + and latest enhancements to our Digital Toolbox visit

[www.bradleycollection.com/digital-toolbox/](http://www.bradleycollection.com/digital-toolbox/)







135° Bend Angles

Return 1-A	Wall A - B	Wall B - C	Minimum Bend Radius	Minimum Projection
n/a	316mm (12 <sup>7</sup> / <sub>16</sub> "	316mm (12 <sup>7</sup> / <sub>16</sub> "	275mm (10 <sup>13</sup> / <sub>16</sub> "	100mm (4")
350mm (13 <sup>3</sup> / <sub>4</sub> "	426mm (16 <sup>3</sup> / <sub>4</sub> "	316mm (12 <sup>7</sup> / <sub>16</sub> "	275mm (10 <sup>13</sup> / <sub>16</sub> "	140mm (5 <sup>1</sup> / <sub>2</sub> "

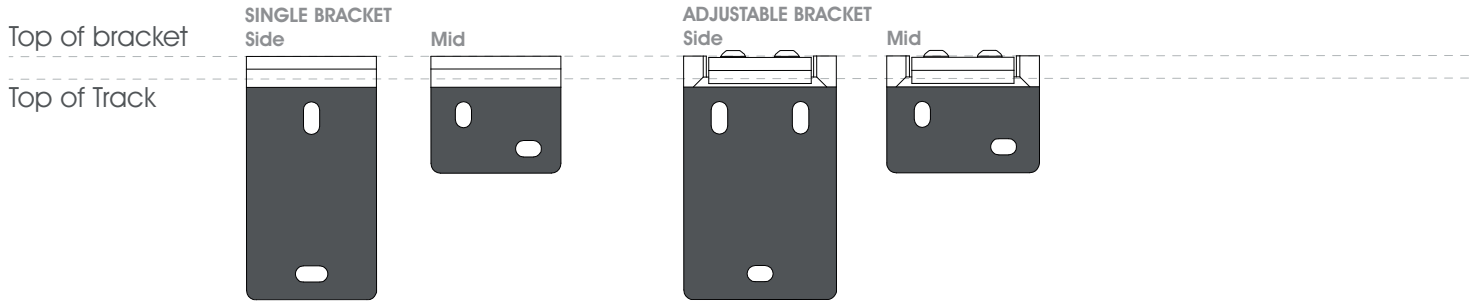


90° Bend Angles

Return 1-A	Wall A - B	Wall B - C	Minimum Bend Radius	Minimum Projection
n/a	550mm (21 <sup>5</sup> / <sub>8</sub> "	550mm (21 <sup>5</sup> / <sub>8</sub> "	275mm (10 <sup>13</sup> / <sub>16</sub> "	100mm (4")
350mm (13 <sup>3</sup> / <sub>4</sub> "	650mm (25 <sup>9</sup> / <sub>16</sub> "	550mm (21 <sup>5</sup> / <sub>8</sub> "	275mm (10 <sup>13</sup> / <sub>16</sub> "	140mm (5 <sup>1</sup> / <sub>2</sub> "

The information below shows the relationship between the bracket backplate. this will enable easy alignments during instalation.

Single Brackets



Linear can be customised to suit virtually any window. For simple projection changes between the Minimums and Maximums listed below brackets are charged at double their standard costs. For all other customisations an additional custom fee is applied per drawing



### Custom Projection

Specify the exact projection needed.



### Custom Fixing Plate

Relevant where space is restricted or weight is a concern.



### Uplift

Helps negotiate cornice and similar architectural features.



### Ceiling Brackets

Specify exact projection required from ceiling.



### Angled Brackets

The solution for tight and awkward locations.

## Minimum & Maximum Bracket Projections

Dimensions outside of these stated min/max projections may still be possible but will generate a design charge per drawing. See pricelist for details



Note the custom projection brackets design will be different from the standard design.

✗ Standard Design



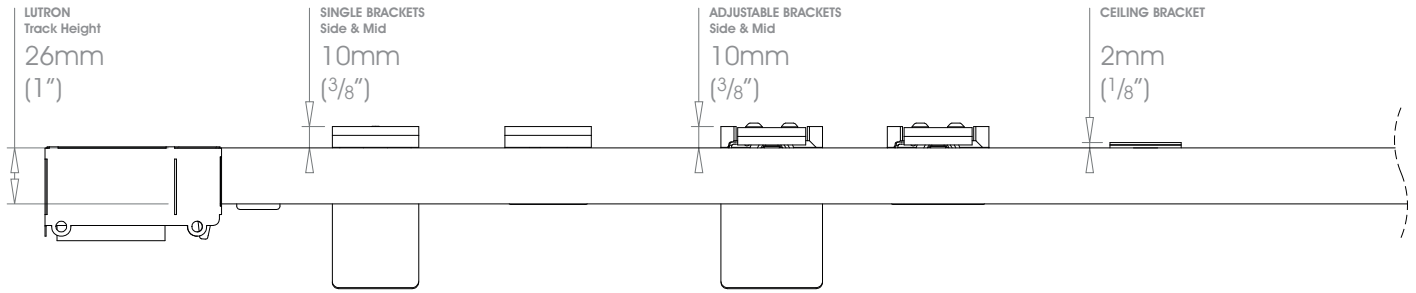
✓ Custom Design



Type	Standard Projection	Minimum Projection	Maximum Projection
Side	100mm (4")	60mm (2 <sup>3</sup> / <sub>8</sub> ")	200mm (8")
Mid	100mm (4")	60mm (2 <sup>3</sup> / <sub>8</sub> ")	200mm (8")

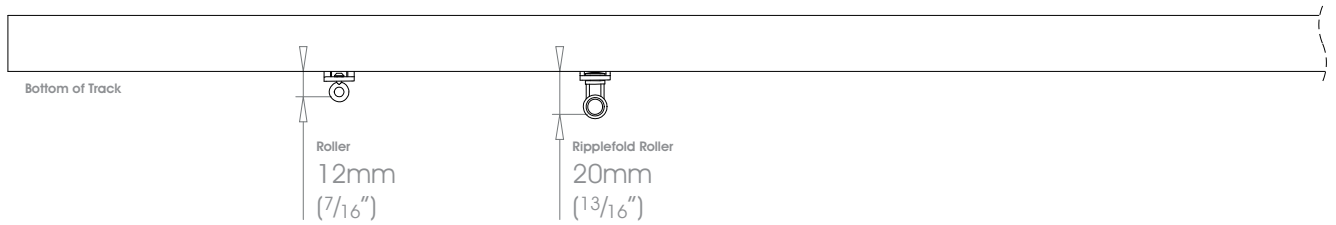
The information below shows the relationship between the Somfy track, brackets and rollers. This will enable the correlation between track heights and curtain drops to be easily calculated.

**SINGLE SYSTEM - LUTRON**

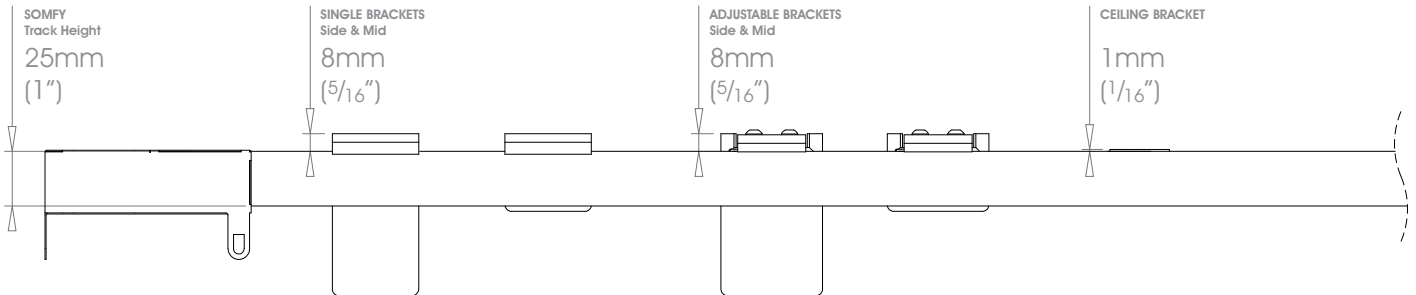


**GLIDER & ROLLER DROPS**

Add the following drops for your selected system and glider/roller choice.

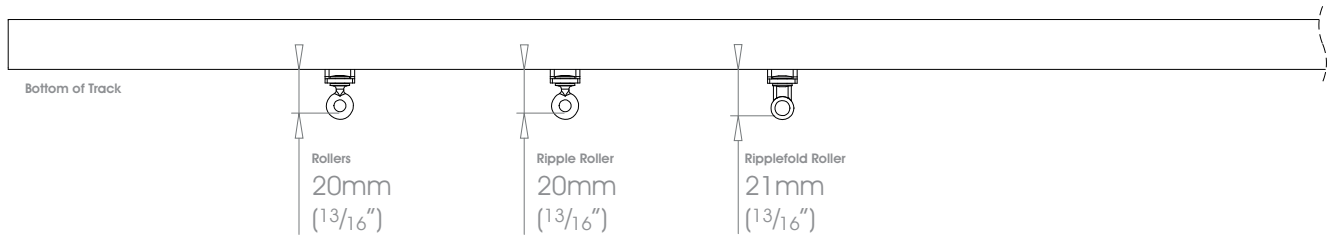


**SINGLE SYSTEM - SOMFY**



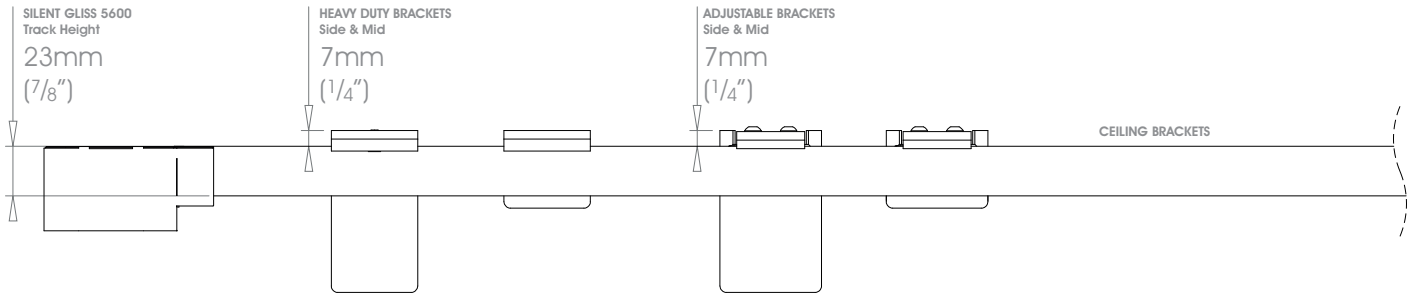
**GLIDER & ROLLER DROPS**

Add the following drops for your selected system and glider/roller choice.



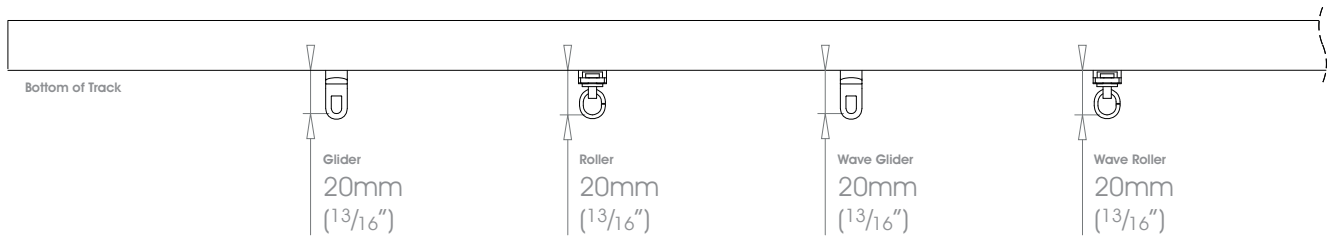
The information below shows the relationship between the track, brackets and gliders/rollers. This will enable the correlation between track heights and curtain drops to be easily calculated.

**SINGLE SYSTEM - SILENT GLISS**



**GLIDER & ROLLER DROPS**

Add the following drops for your selected system and glider/roller choice.



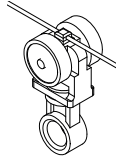
Gliders & Rollers are available in the following colour options.

### ☀️ LUTRON

ROLLER  
White



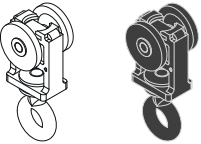
RIPPLEFOLD ROLLER  
White



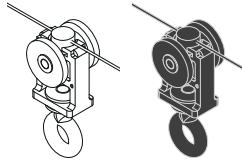
---

### somfy

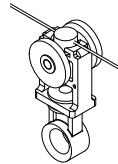
ROLLER  
White • Black



RIPPLE ROLLER  
White • Black



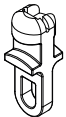
RIPPLEFOLD ROLLER  
White



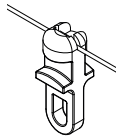
---

### 🐱 SilentGliss

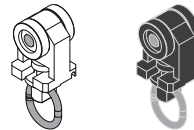
GLIDER  
White • Black



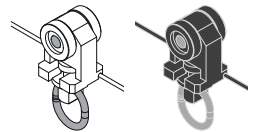
WAVE GLIDER  
White



ROLLER  
White • Black



WAVE ROLLER  
White • Black






All poles and components may be specified in this stunning palette of colours and finishes, with a choice of coat options throughout.

**COAT OPTIONS**



**SHADES**


A superb selection of opaque colours, all available in a choice of Matte, Satin or Gloss finish.





All poles and components may be specified in this stunning palette of colours and finishes, with a choice of coat options throughout.

**COAT OPTIONS**




**METALLICS**

High metallic fleck coatings with most available in Satin and Gloss sheen levels.



**ANODIC METALS**

A flat metal colour group, with an anodised style surface texture.



### FLUID METAL™

Leading edge technology allows authentic metal coats to be applied to any substrate, which can then be worked and aged for a truly luxurious result.



Old Brass ⊕ ⊖ ⊗ ⊕

Light Bronze ⊕ ⊖ ⊗ ⊕

Bronze Art ⊕ ⊖ ⊗ ⊕

⊕ A finishing charge will apply | ⊖ Longer lead-times will apply | ⊗ Fluid Metal finishes are supplied unlacquered and will tarnish over time, a clear lacquer may be applied on request as a custom finish  
⊕ Fluid Metal finishes are hand produced, finish may vary.

### CUSTOM FINISHES

Can be specified from RAL K7 finish chart, subject to a per colour upcharge, which covers up to five poles. See pricelist for further details



### COLOUR MATCHING

A colour matching service is offered, to match your scheme of fittings perfectly. See pricelist for further details

Plastic motor & return end housings will be finished in a complementary colour to match the track and end covers as per the table below.

**Coat Options** Matte<sup>Ⓜ</sup> • Satin<sup>Ⓢ</sup> • Gloss<sup>ⓖ</sup>

**Housing Colours** White <sup>○</sup> • Grey <sup>●</sup> • Black <sup>●</sup>

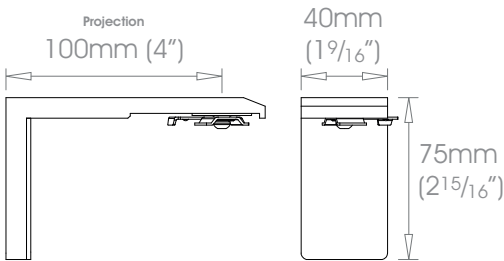
Coverpole Finish	Motor & Return Housing Finish		
	LUTRON	SOMFY	SILENT GLISS
Alabaster <sup>ⓂⓈⓖ</sup>	○	○	○
Antique Brass <sup>ⓂⓈ</sup>	RAL 7013 Spray Paint on ○	●	RAL 7013 Spray Paint on ○
Barley <sup>ⓂⓈⓖ</sup>	○	○	○
Bone <sup>ⓂⓈⓖ</sup>	○	○	○
Bronzed <sup>ⓂⓈ</sup>	RAL 9005 Spray Paint on ○	●	●
Bronze Art	RAL 8014 Spray Paint on ○	●	RAL 8014 Spray Paint on ○
Burnt Ash <sup>ⓂⓈⓖ</sup>	RAL 9005 Spray Paint on ○	●	●
Ceramic <sup>ⓂⓈⓖ</sup>	RAL 7044 Spray Paint on ○	○	RAL 7044 Spray Paint on ○
Champagne <sup>ⓂⓈ</sup>	RAL 7012 Spray Paint on ○	●	RAL 7012 Spray Paint on ○
Charcoal <sup>ⓂⓈⓖ</sup>	RAL 9005 Spray Paint on ○	●	●
Clay <sup>ⓂⓈⓖ</sup>	RAL 7030 Spray Paint on ○	●	RAL 7030 Spray Paint on ○
Cloud <sup>ⓂⓈⓖ</sup>	○	○	○
Cocoa <sup>ⓂⓈⓖ</sup>	RAL 8014 Spray Paint on ○	●	RAL 8014 Spray Paint on ○
Cognac <sup>ⓂⓈ</sup>	RAL 8014 Spray Paint on ○	●	RAL 8014 Spray Paint on ○
Cream <sup>ⓂⓈⓖ</sup>	○	○	○
Damson <sup>ⓂⓈⓖ</sup>	RAL 8014 Spray Paint on ○	●	RAL 8014 Spray Paint on ○
Dove <sup>ⓂⓈⓖ</sup>	RAL 7044 Spray Paint on ○	○	RAL 7044 Spray Paint on ○
Dusk <sup>ⓂⓈⓖ</sup>	●	●	●
Earth <sup>ⓂⓈⓖ</sup>	RAL 8014 Spray Paint on ○	●	RAL 8014 Spray Paint on ○
Flint <sup>ⓂⓈⓖ</sup>	RAL 9005 Spray Paint on ○	●	●
Frame Grey <sup>ⓂⓈⓖ</sup>	RAL 9005 Spray Paint on ○	●	●
Glimmer	RAL 1035 Spray Paint on ○	●	RAL 1035 Spray Paint on ○
Glow	RAL 1035 Spray Paint on ○	●	RAL 1035 Spray Paint on ○
Gold <sup>ⓂⓈ</sup>	RAL 1035 Spray Paint on ○	●	RAL 1035 Spray Paint on ○
Grey Moss <sup>ⓂⓈⓖ</sup>	RAL 9005 Spray Paint on ○	●	●
Gunmetal <sup>ⓂⓈ</sup>	RAL 9005 Spray Paint on ○	●	●
Lead <sup>ⓂⓈⓖ</sup>	RAL 9005 Spray Paint on ○	●	●
Light Bronze	RAL 8014 Spray Paint on ○	●	RAL 8014 Spray Paint on ○
Midnight	RAL 9005 Spray Paint on ○	●	●
Millstone <sup>ⓂⓈⓖ</sup>	RAL 7030 Spray Paint on ○	●	RAL 7030 Spray Paint on ○
Mineral <sup>ⓂⓈⓖ</sup>	RAL 7044 Spray Paint on ○	●	RAL 7044 Spray Paint on ○
Moss <sup>ⓂⓈⓖ</sup>	RAL 9005 Spray Paint on ○	●	●
Night Sky	RAL 9005 Spray Paint on ○	●	●
Oatmeal <sup>ⓂⓈⓖ</sup>	RAL 7030 Spray Paint on ○	●	RAL 7030 Spray Paint on ○
Old Brass	RAL 1035 Spray Paint on ○	●	RAL 1035 Spray Paint on ○
Parchment <sup>ⓂⓈⓖ</sup>	RAL 7044 Spray Paint on ○	○	RAL 7044 Spray Paint on ○
Pewter <sup>ⓂⓈ</sup>	RAL 9005 Spray Paint on ○	●	●
Platinum <sup>ⓂⓈ</sup>	RAL 1035 Spray Paint on ○	●	RAL 1035 Spray Paint on ○
Raven <sup>ⓂⓈⓖ</sup>	RAL 9005 Spray Paint on ○	●	●
Sky	RAL 7012 Spray Paint on ○	●	RAL 7012 Spray Paint on ○
Slate <sup>ⓂⓈⓖ</sup>	RAL 7012 Spray Paint on ○	●	RAL 7012 Spray Paint on ○
Smoke <sup>ⓂⓈⓖ</sup>	RAL 9005 Spray Paint on ○	●	●
Stone <sup>ⓂⓈⓖ</sup>	RAL 7030 Spray Paint on ○	●	RAL 1035 Spray Paint on ○
Storm	RAL 1035 Spray Paint on ○	●	RAL 1035 Spray Paint on ○
Sunrise	RAL 8014 Spray Paint on ○	●	RAL 8014 Spray Paint on ○
Sunset	RAL 1035 Spray Paint on ○	●	RAL 1035 Spray Paint on ○
Twilight	RAL 1035 Spray Paint on ○	●	RAL 1035 Spray Paint on ○





⚠ Brackets will be supplied with the relevant track fixing, which may differ to those shown in the diagrams

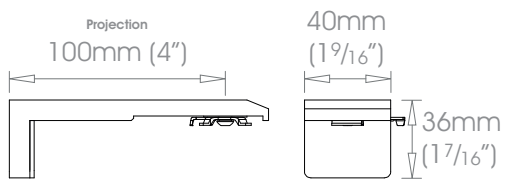
- FINISHES**
- |                      |                                                                                                                                                                                                                                                     |
|----------------------|-----------------------------------------------------------------------------------------------------------------------------------------------------------------------------------------------------------------------------------------------------|
| <b>Shades</b> @@@    | Cloud • Alabaster • Bone • Barley • Dusk • Ceramic • Cream • Mineral • Dove • Parchment • Oatmeal • Millstone • Stone • Clay • Grey Moss<br>Slate • Cocoa • Moss • Damson • Smoke • Frame Grey • Lead • Earth • Burnt Ash • Flint • Chacoal • Raven |
| <b>Coat Options</b>  |                                                                                                                                                                                                                                                     |
| <b>Metallics</b> @@  | Platinum • Champagne • Gold • Cognac • Antique Brass • Gunmetal • Pewter • Bronzed                                                                                                                                                                  |
| <b>Anodic Metals</b> | Twilight • Glow • Sky • Sunrise • Storm • Glimmer • Sunset • Night Sky • Midnight                                                                                                                                                                   |
| <b>Specialist</b>    | Can be specified at twice the cost of the standard finish plus a custom fee - Old Brass • Light Bronze • Bronze Art                                                                                                                                 |
| <b>Custom</b>        | See page 18 for details                                                                                                                                                                                                                             |
- Matte @  
Satin @  
Gloss @





⚠ Brackets will be supplied with the relevant track fixing, which may differ to those shown in the diagrams

- FINISHES**
- |                      |                                                                                                                                                                                                                                                     |
|----------------------|-----------------------------------------------------------------------------------------------------------------------------------------------------------------------------------------------------------------------------------------------------|
| <b>Shades</b> @@@    | Cloud • Alabaster • Bone • Barley • Dusk • Ceramic • Cream • Mineral • Dove • Parchment • Oatmeal • Millstone • Stone • Clay • Grey Moss<br>Slate • Cocoa • Moss • Damson • Smoke • Frame Grey • Lead • Earth • Burnt Ash • Flint • Chacoal • Raven |
| <b>Coat Options</b>  |                                                                                                                                                                                                                                                     |
| <b>Matte</b> @       |                                                                                                                                                                                                                                                     |
| <b>Satin</b> @       |                                                                                                                                                                                                                                                     |
| <b>Gloss</b> @       |                                                                                                                                                                                                                                                     |
| <b>Metallics</b> @@  | Platinum • Champagne • Gold • Cognac • Antique Brass • Gunmetal • Pewter • Bronzed                                                                                                                                                                  |
| <b>Anodic Metals</b> | Twilight • Glow • Sky • Sunrise • Storm • Glimmer • Sunset • Night Sky • Midnight                                                                                                                                                                   |
| <b>Specialist</b>    | Can be specified at twice the cost of the standard finish plus a custom fee - Old Brass • Light Bronze • Bronze Art                                                                                                                                 |
| <b>Custom</b>        | See page 18 for details                                                                                                                                                                                                                             |





Lutron



Somfy

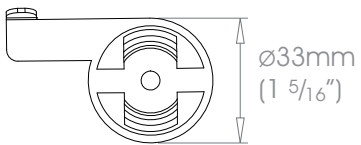
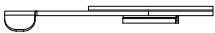


Silent Gliss

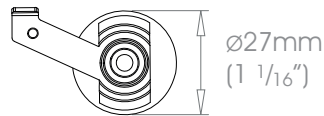


Brackets supplied in Silver finish.

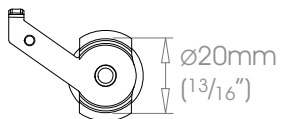
Lutron



Somfy



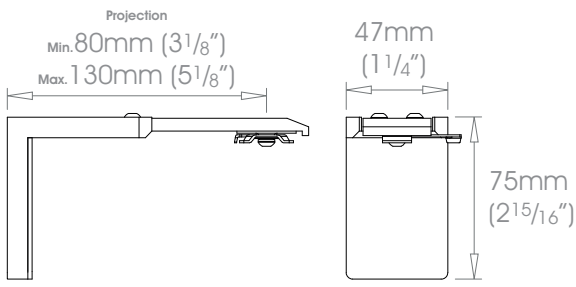
Silent Gliss





**!** Brackets will be supplied with the relevant track fixing, which may differ to those shown in the diagrams

- FINISHES** **Shades** ☺☺☺ Cloud • Alabaster • Bone • Barley • Dusk • Ceramic • Cream • Mineral • Dove • Parchment • Oatmeal • Millstone • Stone • Clay • Grey Moss  
 Slate • Cocoa • Moss • Damson • Smoke • Frame Grey • Lead • Earth • Burnt Ash • Flint • Chacoal • Raven  
**Coat Options** **Metallics** ☺☺ Platinum • Champagne • Gold • Cognac • Antique Brass • Gunmetal • Pewter • Bronzed  
**Anodic Metals** Twilight • Glow • Sky • Sunrise • Storm • Glimmer • Sunset • Night Sky • Midnight  
**Specialist** Can be specified at twice the cost of the standard finish plus a custom fee - Old Brass • Light Bronze • Bronze Art  
**Custom** See page 18 for details  
**Matte** ☺  
**Satin** ☺  
**Gloss** ☺



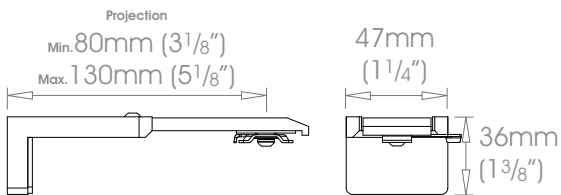




⚠ Brackets will be supplied with the relevant track fixing, which may differ to those shown in the diagrams

- FINISHES** Shades @@@ Cloud • Alabaster • Bone • Barley • Dusk • Ceramic • Cream • Mineral • Dove • Parchment • Oatmeal • Millstone • Stone • Clay • Grey Moss  
 Slate • Cocoa • Moss • Damson • Smoke • Frame Grey • Lead • Earth • Burnt Ash • Flint • Chacoal • Raven  
 Coat Options **Metallics** @@ Platinum • Champagne • Gold • Cognac • Antique Brass • Gunmetal • Pewter • Bronzed  
**Anodic Metals** Twilight • Glow • Sky • Sunrise • Storm • Glimmer • Sunset • Night Sky • Midnight  
**Specialist** Can be specified at twice the cost of the standard finish plus a custom fee - Old Brass • Light Bronze • Bronze Art  
**Custom** See page 18 for details  
 Matte @  
 Satin @  
 Gloss @

F



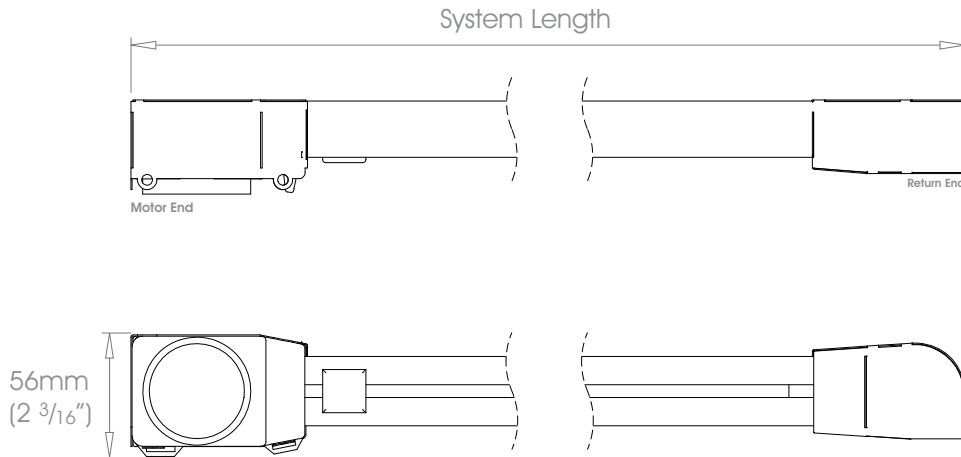
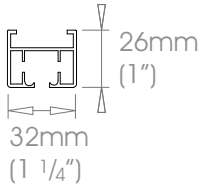





! Motors can be positioned on the Left or Right

- FINISHES** Shades ☉☉☉ Cloud • Alabaster • Bone • Barley • Dusk • Ceramic • Cream • Mineral • Dove • Parchment • Oatmeal • Millstone • Stone • Clay • Grey Moss  
 Slate • Cocoa • Moss • Damson • Smoke • Frame Grey • Lead • Earth • Burnt Ash • Flint • Chacoal • Raven  
 Coat Options **Metallics** ☉☉ Platinum • Champagne • Gold • Cognac • Antique Brass • Gunmetal • Pewter • Bronzed  
**Anodic Metals** Twilight • Glow • Sky • Sunrise • Storm • Glimmer • Sunset • Night Sky • Midnight  
**Specialist** Can be specified at twice the cost of the standard finish plus a custom fee - Old Brass • Light Bronze • Bronze Art  
**Custom** See page 18 for details  
 Matte ☉  
 Satin ☉  
 Gloss ☉

Single Stack →



Gliding Options Roller • Ripplefold® Roller

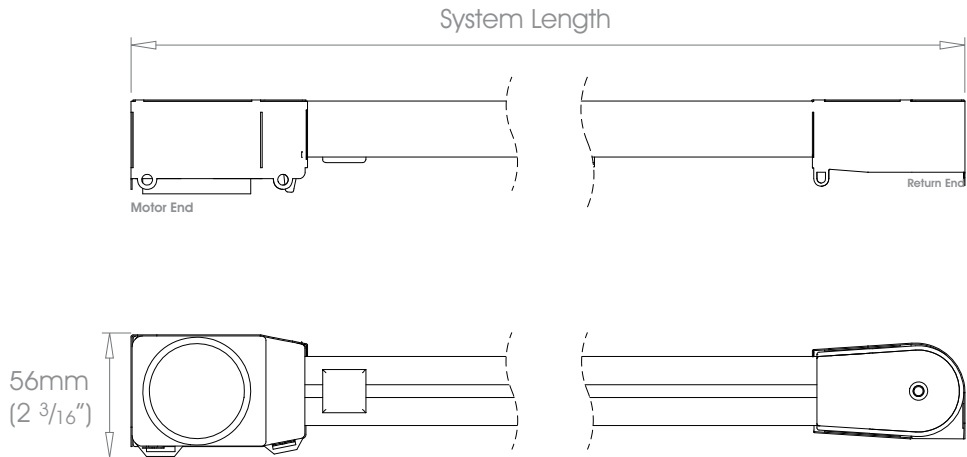
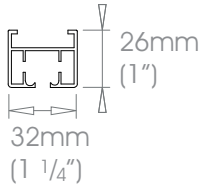





! Motors can be positioned on the Left or Right

- FINISHES** Shades ☉☉☉ Cloud • Alabaster • Bone • Barley • Dusk • Ceramic • Cream • Mineral • Dove • Parchment • Oatmeal • Millstone • Stone • Clay • Grey Moss  
 Slate • Cocoa • Moss • Damson • Smoke • Frame Grey • Lead • Earth • Burnt Ash • Flint • Chacoal • Raven  
 Coat Options **Metallics** ☉☉ Platinum • Champagne • Gold • Cognac • Antique Brass • Gunmetal • Pewter • Bronzed  
**Anodic Metals** Twilight • Glow • Sky • Sunrise • Storm • Glimmer • Sunset • Night Sky • Midnight  
**Specialist** Can be specified at twice the cost of the standard finish plus a custom fee - Old Brass • Light Bronze • Bronze Art  
**Custom** See page 18 for details  
 Matte ☉  
 Satin ☉  
 Gloss ☉

Pair Stack →←



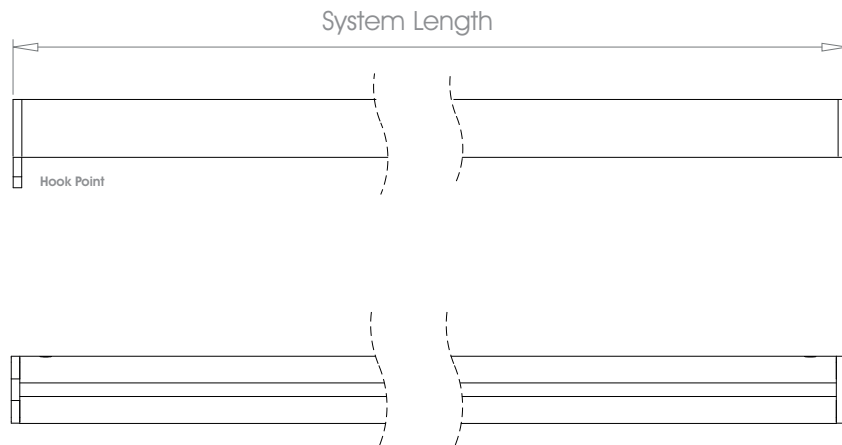
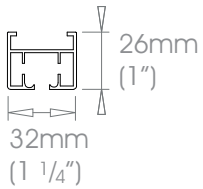
Gliding Options Roller • Ripplefold® Roller






**FINISHES** Shades @@@ Cloud • Alabaster • Bone • Barley • Dusk • Ceramic • Cream • Mineral • Dove • Parchment • Oatmeal • Millstone • Stone • Clay • Grey Moss  
 Slate • Cocoa • Moss • Damson • Smoke • Frame Grey • Lead • Earth • Burnt Ash • Flint • Chacoal • Raven  
 Coat Options **Metallics** @@ Platinum • Champagne • Gold • Cognac • Antique Brass • Gunmetal • Pewter • Bronzed  
**Anodic Metals** Twilight • Glow • Sky • Sunrise • Storm • Glimmer • Sunset • Night Sky • Midnight  
**Specialist** Can be specified at twice the cost of the standard finish plus a custom fee - Old Brass • Light Bronze • Bronze Art  
**Custom** See page 18 for details  
 Matte @  
 Satin @  
 Gloss @

Single Stack →



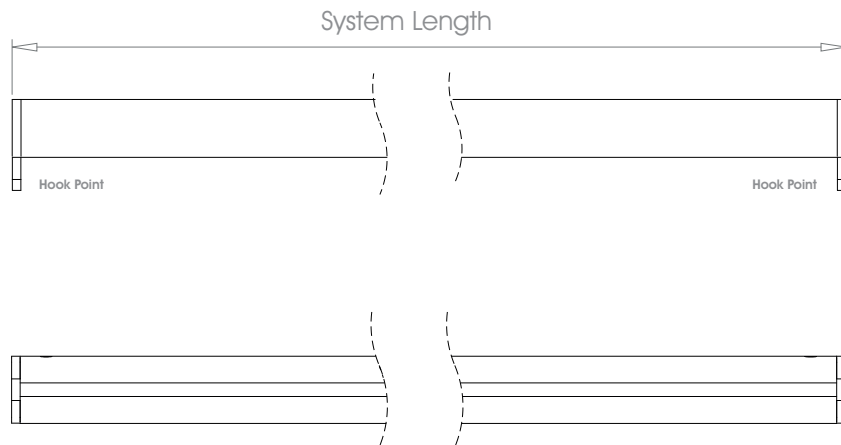
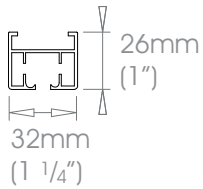
Gliding Options Roller • Ripplefold® Roller






**FINISHES** Shades @@@ Cloud • Alabaster • Bone • Barley • Dusk • Ceramic • Cream • Mineral • Dove • Parchment • Oatmeal • Millstone • Stone • Clay • Grey Moss  
 Slate • Cocoa • Moss • Damson • Smoke • Frame Grey • Lead • Earth • Burnt Ash • Flint • Chacoal • Raven  
 Coat Options **Metallics** @@ Platinum • Champagne • Gold • Cognac • Antique Brass • Gunmetal • Pewter • Bronzed  
**Anodic Metals** Twilight • Glow • Sky • Sunrise • Storm • Glimmer • Sunset • Night Sky • Midnight  
**Specialist** Can be specified at twice the cost of the standard finish plus a custom fee - Old Brass • Light Bronze • Bronze Art  
**Custom** See page 18 for details  
 Matte @  
 Satin @  
 Gloss @

Pair Stack →←



Gliding Options Roller • Ripplefold® Roller

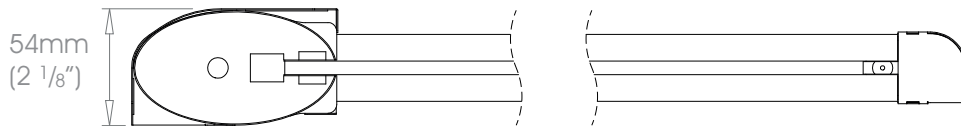
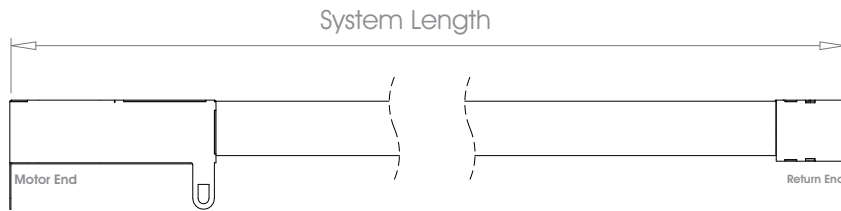
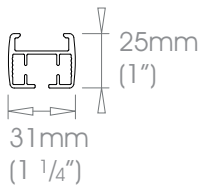




! Motors can be positioned on the Left or Right

**FINISHES** Shades ☉☉☉ Cloud • Alabaster • Bone • Barley • Dusk • Ceramic • Cream • Mineral • Dove • Parchment • Oatmeal • Millstone • Stone • Clay • Grey Moss  
 Slate • Cocoa • Moss • Damson • Smoke • Frame Grey • Lead • Earth • Burnt Ash • Flint • Chacoal • Raven  
 Coat Options **Metallics** ☉☉ Platinum • Champagne • Gold • Cognac • Antique Brass • Gunmetal • Pewter • Bronzed  
**Anodic Metals** Twilight • Glow • Sky • Sunrise • Storm • Glimmer • Sunset • Night Sky • Midnight  
**Specialist** Can be specified at twice the cost of the standard finish plus a custom fee - Old Brass • Light Bronze • Bronze Art  
**Custom** See page 18 for details  
 Matte ☉  
 Satin ☉  
 Gloss ☉

Single Stack →



Gliding Options Roller • Ripple Roller • Ripplefold® Roller

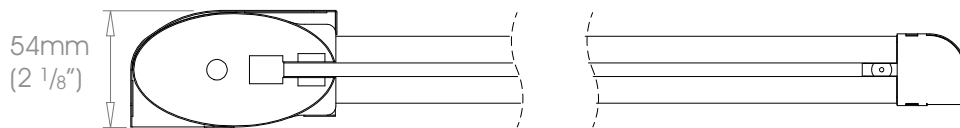
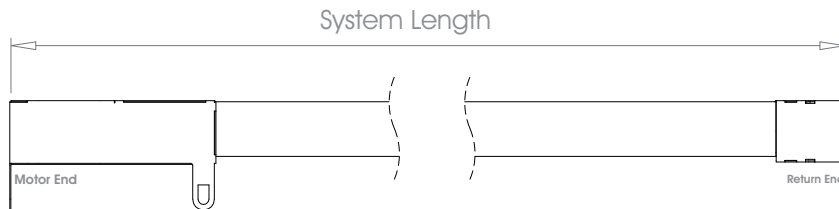
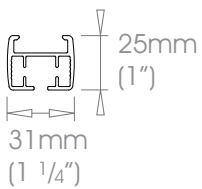




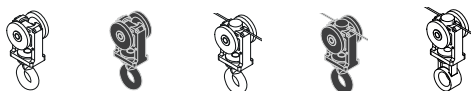
! Motors can be positioned on the Left or Right

**FINISHES** Shades ☉☉☉ Cloud • Alabaster • Bone • Barley • Dusk • Ceramic • Cream • Mineral • Dove • Parchment • Oatmeal • Millstone • Stone • Clay • Grey Moss  
 Slate • Cocoa • Moss • Damson • Smoke • Frame Grey • Lead • Earth • Burnt Ash • Flint • Chacoal • Raven  
 Coat Options **Metallics** ☉☉ Platinum • Champagne • Gold • Cognac • Antique Brass • Gunmetal • Pewter • Bronzed  
**Anodic Metals** Twilight • Glow • Sky • Sunrise • Storm • Glimmer • Sunset • Night Sky • Midnight  
**Specialist** Can be specified at twice the cost of the standard finish plus a custom fee - Old Brass • Light Bronze • Bronze Art  
**Custom** See page 18 for details  
 Matte ☉  
 Satin ☉  
 Gloss ☉

Pair Stack →←



Gliding Options Roller • Ripple Roller • Ripplefold® Roller

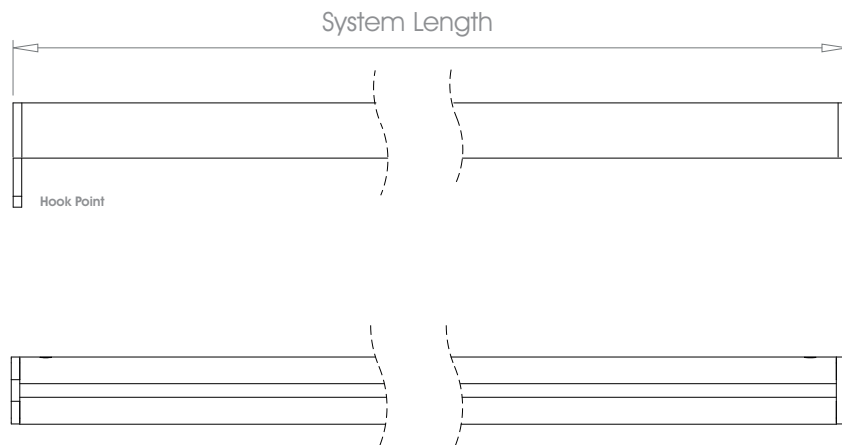
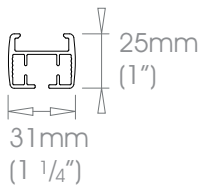




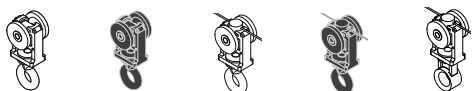


**FINISHES** Shades @@@ Cloud • Alabaster • Bone • Barley • Dusk • Ceramic • Cream • Mineral • Dove • Parchment • Oatmeal • Millstone • Stone • Clay • Grey Moss  
 Slate • Cocoa • Moss • Damson • Smoke • Frame Grey • Lead • Earth • Burnt Ash • Flint • Chacoal • Raven  
 Coat Options **Metallics** @@ Platinum • Champagne • Gold • Cognac • Antique Brass • Gunmetal • Pewter • Bronzed  
**Anodic Metals** Twilight • Glow • Sky • Sunrise • Storm • Glimmer • Sunset • Night Sky • Midnight  
**Specialist** Can be specified at twice the cost of the standard finish plus a custom fee - Old Brass • Light Bronze • Bronze Art  
**Custom** See page 18 for details

Single Stack →



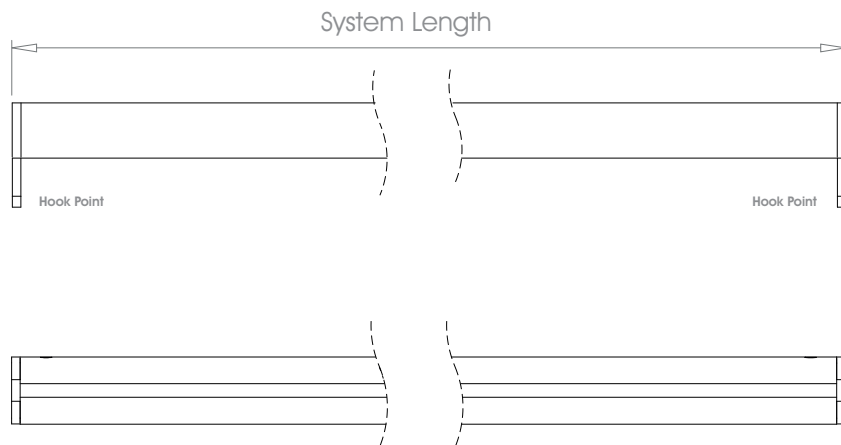
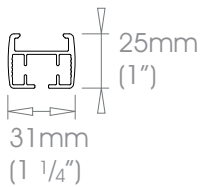
Gliding Options Roller • Ripple Roller • Ripplefold® Roller



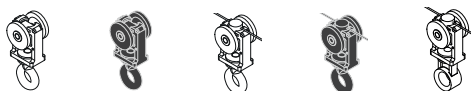


**FINISHES** Shades @@@ Cloud • Alabaster • Bone • Barley • Dusk • Ceramic • Cream • Mineral • Dove • Parchment • Oatmeal • Millstone • Stone • Clay • Grey Moss  
 Slate • Cocoa • Moss • Damson • Smoke • Frame Grey • Lead • Earth • Burnt Ash • Flint • Chacoal • Raven  
 Coat Options **Metallics** @@ Platinum • Champagne • Gold • Cognac • Antique Brass • Gunmetal • Pewter • Bronzed  
**Anodic Metals** Twilight • Glow • Sky • Sunrise • Storm • Glimmer • Sunset • Night Sky • Midnight  
**Specialist** Can be specified at twice the cost of the standard finish plus a custom fee - Old Brass • Light Bronze • Bronze Art  
**Custom** See page 18 for details  
 Matte @  
 Satin @  
 Gloss @

Pair Stack →←



Gliding Options Roller • Ripple Roller • Ripplefold® Roller

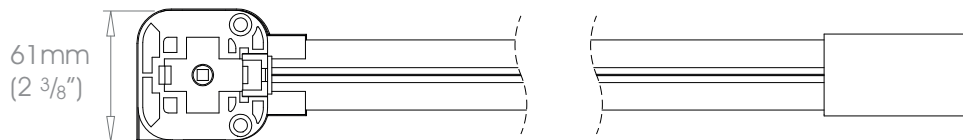
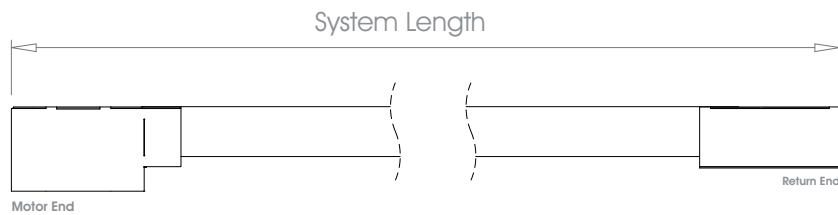
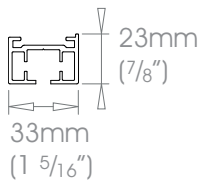




! Motors can be positioned on the Left or Right

**FINISHES** Shades ☉☉☉ Cloud • Alabaster • Bone • Barley • Dusk • Ceramic • Cream • Mineral • Dove • Parchment • Oatmeal • Millstone • Stone • Clay • Grey Moss  
 Slate • Cocoa • Moss • Damson • Smoke • Frame Grey • Lead • Earth • Burnt Ash • Flint • Chacoal • Raven  
 Coat Options **Metallics** ☉☉ Platinum • Champagne • Gold • Cognac • Antique Brass • Gunmetal • Pewter • Bronzed  
**Anodic Metals** Twilight • Glow • Sky • Sunrise • Storm • Glimmer • Sunset • Night Sky • Midnight  
**Specialist** Can be specified at twice the cost of the standard finish plus a custom fee - Old Brass • Light Bronze • Bronze Art  
**Custom** See page 18 for details  
 Matte ☉  
 Satin ☉  
 Gloss ☉

Single Stack →



Gliding Options Glider • Wave® Glider • Roller • Wave® Roller

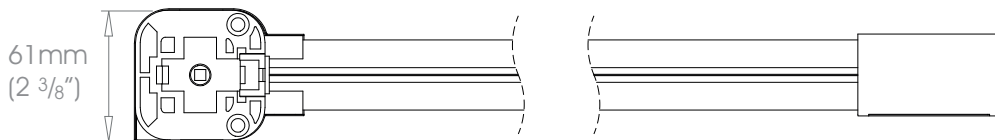
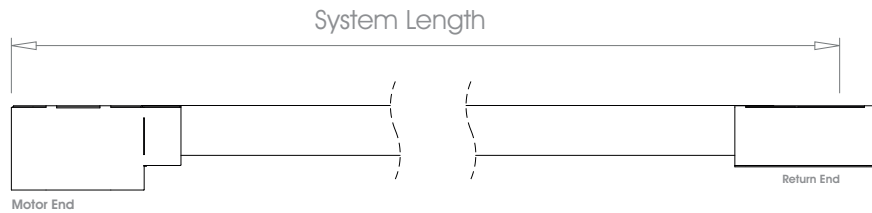
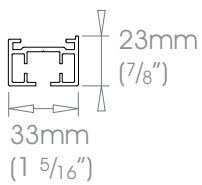




⚠ Motors can be positioned on the Left or Right

- FINISHES** Shades ☉☉☉ Cloud • Alabaster • Bone • Barley • Dusk • Ceramic • Cream • Mineral • Dove • Parchment • Oatmeal • Millstone • Stone • Clay • Grey Moss  
 Slate • Cocoa • Moss • Damson • Smoke • Frame Grey • Lead • Earth • Burnt Ash • Flint • Chacoal • Raven  
 Coat Options **Metallics** ☉☉ Platinum • Champagne • Gold • Cognac • Antique Brass • Gunmetal • Pewter • Bronzed  
**Anodic Metals** Twilight • Glow • Sky • Sunrise • Storm • Glimmer • Sunset • Night Sky • Midnight  
**Specialist** Can be specified at twice the cost of the standard finish plus a custom fee - Old Brass • Light Bronze • Bronze Art  
**Custom** See page 18 for details  
 Matte ☉  
 Satin ☉  
 Gloss ☉

Pair Stack →←



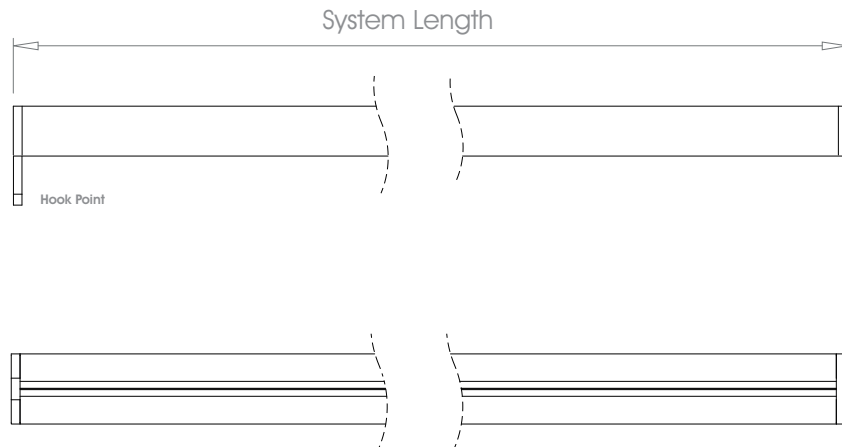
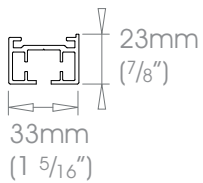
Gliding Options Glider • Wave® Glider • Roller • Wave® Roller





**FINISHES** Shades @@@ Cloud • Alabaster • Bone • Barley • Dusk • Ceramic • Cream • Mineral • Dove • Parchment • Oatmeal • Millstone • Stone • Clay • Grey Moss  
 Slate • Cocoa • Moss • Damson • Smoke • Frame Grey • Lead • Earth • Burnt Ash • Flint • Chacoal • Raven  
 Coat Options **Metallics** @@ Platinum • Champagne • Gold • Cognac • Antique Brass • Gunmetal • Pewter • Bronzed  
**Anodic Metals** Twilight • Glow • Sky • Sunrise • Storm • Glimmer • Sunset • Night Sky • Midnight  
**Specialist** Can be specified at twice the cost of the standard finish plus a custom fee - Old Brass • Light Bronze • Bronze Art  
**Custom** See page 18 for details  
 Matte @  
 Satin @  
 Gloss @

**Single Stack →**



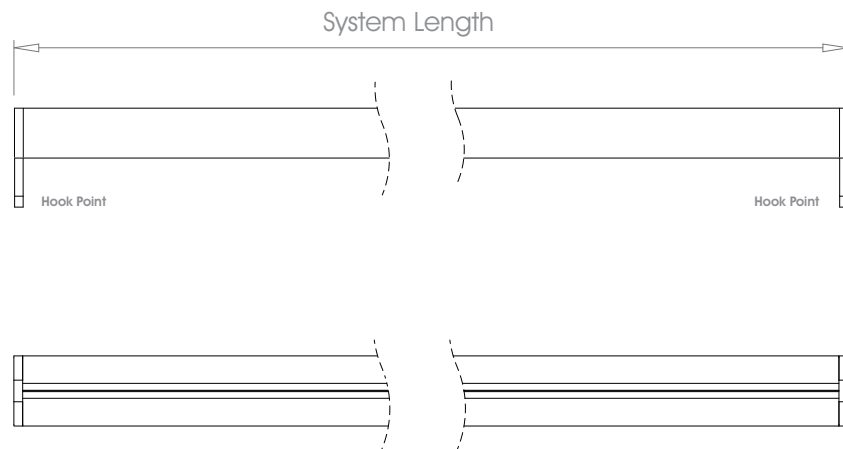
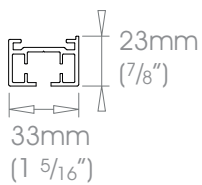
**Gliding Options** Glider • Wave® Glider • Roller • Wave® Roller





**FINISHES** Shades @@@ Cloud • Alabaster • Bone • Barley • Dusk • Ceramic • Cream • Mineral • Dove • Parchment • Oatmeal • Millstone • Stone • Clay • Grey Moss  
 Slate • Cocoa • Moss • Damson • Smoke • Frame Grey • Lead • Earth • Burnt Ash • Flint • Chacoal • Raven  
 Coat Options **Metallics** @@ Platinum • Champagne • Gold • Cognac • Antique Brass • Gunmetal • Pewter • Bronzed  
**Anodic Metals** Twilight • Glow • Sky • Sunrise • Storm • Glimmer • Sunset • Night Sky • Midnight  
**Specialist** Can be specified at twice the cost of the standard finish plus a custom fee - Old Brass • Light Bronze • Bronze Art  
**Custom** See page 18 for details  
 Matte @  
 Satin @  
 Gloss @

Pair Stack →←

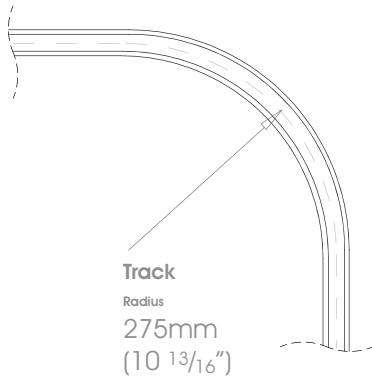


Gliding Options Glider • Wave® Glider • Roller • Wave® Roller





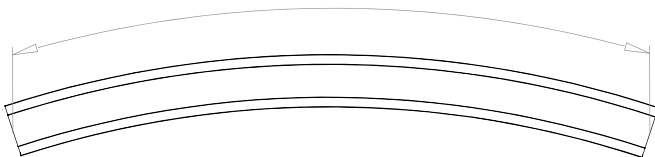
**FINISHES** Shades @@@ Cloud • Alabaster • Bone • Barley • Dusk • Ceramic • Cream • Mineral • Dove • Parchment • Oatmeal • Millstone • Stone • Clay • Grey Moss  
 Slate • Cocoa • Moss • Damson • Smoke • Frame Grey • Lead • Earth • Burnt Ash • Flint • Chacoal • Raven  
 Coat Options **Metallics** @@ Platinum • Champagne • Gold • Cognac • Antique Brass • Gunmetal • Pewter • Bronzed  
**Anodic Metals** Twilight • Glow • Sky • Sunrise • Storm • Glimmer • Sunset • Night Sky • Midnight  
**Specialist** Can be specified at twice the cost of the standard finish plus a custom fee - Old Brass • Light Bronze • Bronze Art  
**Custom** See page 18 for details  
 Matte @  
 Satin @  
 Gloss @





**FINISHES** **Shades** @@@ Cloud • Alabaster • Bone • Barley • Dusk • Ceramic • Cream • Mineral • Dove • Parchment • Oatmeal • Millstone • Stone • Clay • Grey Moss  
 Slate • Cocoa • Moss • Damson • Smoke • Frame Grey • Lead • Earth • Burnt Ash • Flint • Chacoal • Raven  
**Coat Options** **Metallics** @@ Platinum • Champagne • Gold • Cognac • Antique Brass • Gunmetal • Pewter • Bronzed  
**Anodic Metals** Twilight • Glow • Sky • Sunrise • Storm • Glimmer • Sunset • Night Sky • Midnight  
**Matte** @ **Specialist** Can be specified at twice the cost of the standard finish plus a custom fee - Old Brass • Light Bronze • Bronze Art  
**Satin** @ **Custom** See page 18 for details  
**Gloss** @

300mm (12")





# CONTACT

[www.bradleycollection.com](http://www.bradleycollection.com)



## UK & REST OF THE WORLD

+44 (0)1449 722 724

[info@bradleycollection.com](mailto:info@bradleycollection.com)

## USA & CANADA

+1 (310) 815 8255

[info.us@bradleycollection.com](mailto:info.us@bradleycollection.com)

---

## LONDON SHOWROOM

+44 (0)207 871 7793

[showroom@studiotwochelsea.com](mailto:showroom@studiotwochelsea.com)

## THE BRADLEY COLLECTION



**Industry Partner**

Supporting the interior design profession

CEDIA  
MEMBER

Specialised fixings for mounting brackets will be required in certain situations and are not provided as standard. Steel items are not recommended for damp conditions such as shower rooms. Crystal finials should not be positioned in direct sunlight, and are not suitable for use in conservatories. Fluid Metal items are supplied unlacquered and will tarnish over time.

The Bradley Collection reserves the right to modify design and materials without prior notice as part of a process of continual product improvement. Due to printing limitations, colours in this brochure may not be accurate.

Products are protected by Design Rights, under provisions of Copyright, Designs & Patents Act 1988. Bradley®, The Bradley Collection® and  Logo are registered Community trademarks of The Bradley Collection Ltd. in Europe and registered trademarks of the Bradley Collection, Inc. in the USA.

**The Bradley Collection Ltd** Lion Barn • Maitland Road • Needham Market • Suffolk • IP6 8NS • UK