

# CONTACT

[www.bradleycollection.com](http://www.bradleycollection.com)



## UK & REST OF THE WORLD

+44 (0)1449 722 724

[info@bradleycollection.com](mailto:info@bradleycollection.com)

## USA & CANADA

+1 (310) 815 8255

[info.us@bradleycollection.com](mailto:info.us@bradleycollection.com)

## LONDON SHOWROOM

+44 (0)207 871 7793

[showroom@studiotwochelsea.com](mailto:showroom@studiotwochelsea.com)



THE BRADLEY  
COLLECTION



CEDIA  
MEMBER

Specialised fixings for mounting brackets will be required in certain situations and are not provided as standard. Steel items are not recommended for damp conditions such as shower rooms. Crystal finials should not be positioned in direct sunlight, and are not suitable for use in conservatories. Fluid Metal items are supplied unlacquered and will tarnish over time.

The Bradley Collection reserves the right to modify design and materials without prior notice as part of a process of continual product improvement. Due to printing limitations, colours in this brochure may not be accurate.

Products are protected by Design Rights, under provisions of Copyright, Designs & Patents Act 1988. Bradley®, The Bradley Collection® and  Logo are registered Community trademarks of The Bradley Collection Ltd. in Europe and registered trademarks of the Bradley Collection, Inc. in the USA.

The Bradley Collection Ltd Lion Barn • Maitland Road • Needham Market • Suffolk • IP6 8NS • UK

Printed: 1024 • Copyright © The Bradley Collection Ltd. 2024

EDITION 9

23 | 25

# THE BRADLEY COLLECTION

EDITION 9

23 | 25

LOOK BOOK  
Page:1-24

GLIDERPOLE  
Page:25-40

STEEL  
Page:41-56

MIO  
Page:57-72

ELYSIAN  
Page:73-84

GLIDE  
Page:85-96

FLOAT  
Page:97-108

⚡ | DRIVE  
Page:109-120

⚡ | ELEVATE  
Page:121-140

⚡ | ELEVATE  
Pictured: ø38mm (1½") Coverpole - Lutron • Standard Stud • Flint • Satin  
Window treatments: Ace Contracts • Essex - UK\* | [www.acecontracts.com](http://www.acecontracts.com)

## LOOK BOOK

The Look Book for Edition 9 includes stunning new imagery, courtesy of a community of talented designers. Be inspired as you see how our iconic collections are being used in interior schemes around the world.

Look out also for images of the innovative Glide, Float and Drive collections; new for Edition 9.

### ⚡ | ELEVATE

**Picture:** ø38mm (1½") Coverpole - Lutron • Standard Stud • Flint - Satin

**Window treatments:** Ace Contracts • Essex - UK | [www.acecontracts.com](http://www.acecontracts.com)





GLIDE

Pictured: ø30mm (1 3/16") Pole • Planar • Bone - Matte



## PANORAMIC DINING

Dinner with a view.

This expansive window, with its graceful curves, is a perfect setting for the hand-crafted, organic nature of the Steel Collection.

### STEEL

**Pictured:** ø38mm (1½") Pole • Hammered Disc • Matte Brass Toned

**Interior design:** Jane Crawford Interiors • Surrey - UK | [www.janecrawfordinteriors.co.uk](http://www.janecrawfordinteriors.co.uk)



MIO

Pictured: ø25mm (1") French Pole • Champagne - Satin  
Interior design: Bean Interiors • Sussex - UK | @beaninteriors  
Window Treatment Design: Malthouse & Summer • Sussex - UK | @malthouseandsummer  
Photography: James French | www.jfrench.co.uk



## URBAN CHIC

Bright and airy, with modern lines. Subtle decorative hardware maximises the light by day, while tonal drapes and thoughtful furnishings promise a softer, more homely evening vibe.

### GLIDERPOLE

Round ø30mm (1 3/16") Gliderpole® - Hand Drawn • Flush End Cap • Champagne - Satin  
Interior designers: Wells and Maguire • Surrey - UK | @ wellsandmaguire  
Photography: Paul Craig | www.pccraig.co.uk



STEEL

Pictured: ø25mm (1") Pole • Large Stud • Flint • Satin  
Interior design: Margot Tsim Interiors • London - UK | [www.margottsiminteriors.com](http://www.margottsiminteriors.com)  
Photography: ©Anna Stathaki | [@annastathakiphoto](https://www.instagram.com/annastathakiphoto)





GLIDE

Pictured: ø38mm (1½") Pole • Seamless • Bone - Matte

## ALFRESCO

House and garden blend seamlessly in this 'dream of summer' home.

Statement drapery hardware frames the view and allows the outside in but also offers cosiness and privacy for when night falls.

## GLIDE

**Picture:** ø38mm (1½") Pole • Seamless • Flint - Matte





⚡ DRIVE  
Pictured: ø38mm (1½") Pole • Seamless • Glimmer



⚡ | DRIVE  
Pictured: ø38mm (1½") Pole • Seamless • Sunset



## A STATELY VIEW

Elevated windows of traditional elegance, but with a modern treatment.

These styling virtues are maintained by simple, understated drapes and sheers hanging from structured hardware with that same harmony; traditional styling cues and modern functionality.

## FLOAT

Pictured:  $\varnothing 38\text{mm}$  (1½") Pole • Drum |  $\varnothing 30\text{mm}$  (1¼") • Seamless | Antique Brass - Satin



MIO

**Picture:** ø25mm (1") French Pole • Champagne - Satin

**Interior design:** Bean Interiors • Sussex - UK | @beaninteriors

**Window Treatment Design:** Malthouse & Summer • Sussex - UK | @malthouseandsummer

**Photography:** James French | www.jfrench.co.uk





# GLIDERPOLE®

This sophisticated collection is the epitome of modern living. The design is sharp, streamlined and purposeful, whilst the choice of colour and finish ensures a truly individual result.

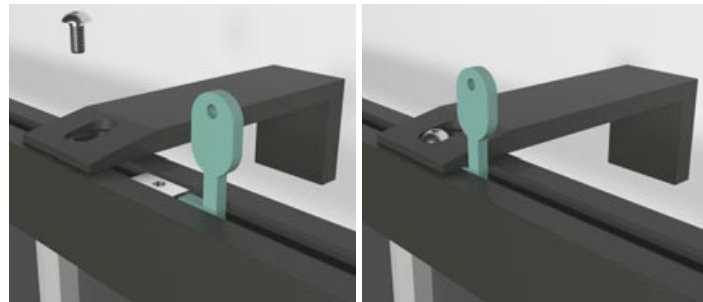
**Pictured:** Round Ø50mm (2") Gliderpole® - Corded • Flush End Cap • Gold - Gloss  
**Interior styling & decoration:** Dilly Orme | @dillyorme  
**Photography:** David Parmiter | @davidparmiterphotography

# GLIDERPOLE®

## EASIER INSTALLATION

Locating grub screws into the top fixing plate is made easy with the new T-bar guide. A simple complimentary tool is now supplied with each Gliderpole order, which perfectly indexes the tapped hole and the grub screw.

An invaluable improvement in the fitting experience, especially when installing with no line of sight.



## HAND DRAWN

The smooth running hand drawn option is available in five styles; Square • Flat • Ø23mm (15/16") • 30mm (1 3/16") • 50mm (2"). All benefit from the new thoughtful detailing of concealed end stops.



## CORDED

The innovative, embedded cording solution is available in three options, Square • Ø30mm (1 3/16") • 50mm (2"). All options allow a single or a twin cord which sit discreetly behind the curtain. A colour coordinated metal cord retainer is supplied as standard, for child safety.




## LENGTH

Gliderpole can be supplied to any length<sup>®</sup> allowing the curtains to travel freely across even the longest systems.




## HEAVY DUTY

Heavy Duty face fixed brackets and improved adjustable brackets have been added to allow easy installation even in challenging situations. Wall brackets have a magnetic cover plate for hidden fixings. Brackets can also be supplied to custom lengths and designs.




## WAVE®

The ubiquitous Wave® heading is accommodated through all Gliderpole options.




## BENT TO SHAPE

Gliderpole is the optimal solution for bends and curves. Precision bending and smooth running gliding systems combine to provide superb functionality.





# GLIDERPOLE®





## EDGE

Gliderpole Edge is a modern, clean cut, return-to-wall concept with a more linear aesthetic.

The unique Edge bracket design gives a structured return to the wall for drapes and incorporates an adjustable return-to-wall hook eye.

Available in Ø30mm (1<sup>3</sup>/<sub>16</sub>" ) hand drawn



**Pictured:** Round Ø30mm (1<sup>3</sup>/<sub>16</sub>" ) Gliderpole® - Hand Drawn • Edge • Flint - Satin

# FINISHES

This stunning palette of colours and finishes is available on all Gliderpoles and components, with a choice of coat options throughout.

## SHADES

A superb selection of opaque colours, all available in a choice of Matte, Satin or Gloss finish.



## COAT OPTIONS



## METALLICS

High metallic fleck coatings with most available in Satin and Gloss sheen levels.



## ANODIC METALS

A flat metal colour group, with an anodised style surface texture.



## SPECIALIST FINISHES

Specialist techniques are employed to deliver additional finish choices. These more complex finishes are available at a premium cost and with longer lead times.


### BRIGHT / PLATED

Poles may be specified in bright aluminium finish, complemented by finials, brackets and accessories in Polished Nickel plate.

### POLE ONLY FINISH



### COMPONENT ONLY FINISH



## FLUID METAL™


This innovative process involves applying authentic metal coatings to any substrate.

Elysian finial designs in particular lend themselves to these metal coats.



⊕ A finishing charge will apply | ⊗ Longer lead-times will apply | ⊗ Not available on Square or 50mm (2") poles  
 🖐️ Fluid Metal finishes are supplied unlacquered and will tarnish over time, a clear lacquer may be applied on request as a custom finish  
 🖐️ Fluid Metal finishes are hand produced, finish may vary.

# FINIALS



This design group focuses onto the clean, the elementary and the understated.

All finials are characterised by lightness, poise and simple lines.

**Pictured left to right:**

- Round  $\varnothing$ 50mm (2") Gliderpole® - Hand Drawn • Flush End Cap • Raven - Matte
- Round  $\varnothing$ 23mm ( $1\frac{5}{16}$ ") Gliderpole® - Hand Drawn • Flush End Cap • Charcoal - Matte
- Round  $\varnothing$ 30mm ( $1\frac{3}{16}$ ") Gliderpole® - Hand Drawn • Flush End Cap • Flint - Matte
- Square H27mm ( $1\frac{1}{16}$ ") Gliderpole® - Hand Drawn • Flush End Cap • Lead - Matte
- Flat H36mm ( $1\frac{7}{16}$ ") Gliderpole® - Hand Drawn • Flush End Cap • Burnt Ash - Matte



### Flush End Cap Supplied as standard

- Square H27mm ( $1\frac{1}{16}$ ") Inclusive Length 3mm ( $\frac{1}{8}$ ")
- Flat H36mm ( $1\frac{7}{16}$ ") Inclusive Length 3mm ( $\frac{1}{8}$ ")
- Round  $\varnothing$ 23mm ( $1\frac{5}{16}$ ") Inclusive Length 3mm ( $\frac{1}{8}$ ")
- Round  $\varnothing$ 30mm ( $1\frac{3}{16}$ ") Inclusive Length 3mm ( $\frac{1}{8}$ ")
- Round  $\varnothing$ 50mm (2") Inclusive Length 3mm ( $\frac{1}{8}$ ")



### Flush Stud

- Square H27mm ( $1\frac{1}{16}$ ") Inclusive Length 12mm ( $\frac{1}{2}$ ")
- Flat H36mm ( $1\frac{7}{16}$ ") Inclusive Length 12mm ( $\frac{1}{2}$ ")
- Round  $\varnothing$ 23mm ( $1\frac{5}{16}$ ") Inclusive Length 10mm ( $\frac{3}{8}$ ")
- Round  $\varnothing$ 30mm ( $1\frac{3}{16}$ ") Inclusive Length 12mm ( $\frac{1}{2}$ ")
- Round  $\varnothing$ 50mm (2") Inclusive Length 18mm ( $1\frac{1}{16}$ ")



### Stud

- Round  $\varnothing$ 23mm ( $1\frac{5}{16}$ ") Inclusive Length 10mm ( $\frac{3}{8}$ ")
- Round  $\varnothing$ 30mm ( $1\frac{3}{16}$ ") Inclusive Length 12mm ( $\frac{1}{2}$ ")
- Round  $\varnothing$ 50mm (2") Inclusive Length 18mm ( $1\frac{1}{16}$ ")



### Disc

- Round  $\varnothing$ 23mm ( $1\frac{5}{16}$ ") Inclusive Length 10mm ( $\frac{3}{8}$ ")
- Round  $\varnothing$ 30mm ( $1\frac{3}{16}$ ") Inclusive Length 12mm ( $\frac{1}{2}$ ")
- Round  $\varnothing$ 50mm (2") Inclusive Length 18mm ( $1\frac{1}{16}$ ")



### Squat Disc

- Round  $\varnothing$ 30mm ( $1\frac{3}{16}$ ") Inclusive Length 32mm ( $1\frac{1}{4}$ ")
- Round  $\varnothing$ 50mm (2") Inclusive Length 58mm ( $2\frac{5}{16}$ ")



### Faceted Disc

- Round  $\varnothing$ 30mm ( $1\frac{3}{16}$ ") Inclusive Length 37mm ( $1\frac{1}{2}$ ")
- Round  $\varnothing$ 50mm (2") Inclusive Length 69mm ( $2\frac{11}{16}$ ")



### Pebble

- Round  $\varnothing$ 30mm ( $1\frac{3}{16}$ ") Inclusive Length 42mm ( $1\frac{5}{8}$ ")
- Round  $\varnothing$ 50mm (2") Inclusive Length 68mm ( $2\frac{11}{16}$ ")



### Ball

- Round  $\varnothing$ 30mm ( $1\frac{3}{16}$ ") Inclusive Length 66mm ( $2\frac{5}{8}$ ")
- Round  $\varnothing$ 50mm (2") Inclusive Length 112mm ( $4\frac{7}{8}$ ")

# FINIALS

This design edit allows Gliderpole to express a more glamorous, flamboyant side. Classical design cues have been re-interpreted to suit modern style sensitivity.

For even greater choice, finial designs from the Mio collection may also be specified.



**Pictured left to right:**  
 Round  $\varnothing$ 50mm (2") Gliderpole® - Hand Drawn | Ribbed Globe • Bronze - Satin  
 Discus • Antique Brass - Satin | Flute • Champagne - Satin | Templar • Platinum - Satin



**Halo**

$\varnothing$ 30mm (1 $\frac{3}{16}$ " Inclusive Length 5mm ( $\frac{3}{16}$ "  
 $\varnothing$ 50mm (2") Inclusive Length 2mm ( $\frac{1}{16}$ "



**Aura**

$\varnothing$ 30mm (1 $\frac{3}{16}$ " Inclusive Length 5mm ( $\frac{3}{16}$ "  
 $\varnothing$ 50mm (2") Inclusive Length 2mm ( $\frac{1}{16}$ "



**Orbit**

$\varnothing$ 30mm (1 $\frac{3}{16}$ " Inclusive Length 36mm (1 $\frac{7}{16}$ "  
 $\varnothing$ 50mm (2") Inclusive Length 52mm (2 $\frac{1}{16}$ "



**Discus**

$\varnothing$ 30mm (1 $\frac{3}{16}$ " Inclusive Length 39mm (1 $\frac{1}{2}$ "  
 $\varnothing$ 50mm (2") Inclusive Length 58mm (2 $\frac{5}{16}$ "



**Jewel**

$\varnothing$ 30mm (1 $\frac{3}{16}$ " Inclusive Length 37mm (1 $\frac{7}{16}$ "  
 $\varnothing$ 50mm (2") Inclusive Length 55mm (2 $\frac{1}{8}$ "



**Flute**

$\varnothing$ 30mm (1 $\frac{3}{16}$ " Inclusive Length 73mm (2 $\frac{7}{8}$ "  
 $\varnothing$ 50mm (2") Inclusive Length 114mm (4 $\frac{1}{2}$ "



**Squat Globe**

$\varnothing$ 30mm (1 $\frac{3}{16}$ " Inclusive Length 53mm (2 $\frac{1}{16}$ "  
 $\varnothing$ 50mm (2") Inclusive Length 81mm (3 $\frac{3}{16}$ "



**Globe**

$\varnothing$ 30mm (1 $\frac{3}{16}$ " Inclusive Length 73mm (2 $\frac{7}{8}$ "  
 $\varnothing$ 50mm (2") Inclusive Length 114mm (4 $\frac{1}{2}$ "



**Ribbed Globe**

$\varnothing$ 30mm (1 $\frac{3}{16}$ " Inclusive Length 73mm (2 $\frac{7}{8}$ "  
 $\varnothing$ 50mm (2") Inclusive Length 114mm (4 $\frac{1}{2}$ "



**Charm**

$\varnothing$ 30mm (1 $\frac{3}{16}$ " Inclusive Length 69mm (2 $\frac{1}{16}$ "  
 $\varnothing$ 50mm (2") Inclusive Length 117mm (4 $\frac{5}{8}$ "



**Templar**

$\varnothing$ 30mm (1 $\frac{3}{16}$ " Inclusive Length 79mm (3 $\frac{1}{8}$ "  
 $\varnothing$ 50mm (2") Inclusive Length 119mm (4 $\frac{1}{16}$ "







**Crystal Templar\***


$\varnothing$ 50mm (2") Inclusive Length 119mm (4 $\frac{1}{16}$ "


\*: Crystal Finials should not be positioned in direct sunlight  
 For full technical information, sizes and weights please download the specification guide - [www.bradleycollection.com/specification-guides](http://www.bradleycollection.com/specification-guides)

# SINGLE BRACKETS

Side	Mid	Diameter	Projection from wall to pole centre	Side Fixing plate size	Mid Fixing plate size
		Square H27mm (1 1/16")	60mm (2 3/8"), 100mm (4")	w32mm (1 1/4") x H70mm (2 3/4")	w32mm (1 1/4") x H38mm (1 1/2")
		Flat H36mm (1 7/16")	60mm (2 3/8"), 100mm (4")	w32mm (1 1/4") x H70mm (2 3/4")	w32mm (1 1/4") x H38mm (1 1/2")
		Round ø23mm (1 5/16")	60mm (2 3/8"), 100mm (4")	w32mm (1 1/4") x H70mm (2 3/4")	w32mm (1 1/4") x H38mm (1 1/2")
		Round ø30mm (1 3/16")	60mm (2 3/8"), 100mm (4")	w32mm (1 1/4") x H70mm (2 3/4")	w32mm (1 1/4") x H38mm (1 1/2")
		Round ø50mm (2")	60mm (2 3/8"), 100mm (4")	w32mm (1 1/4") x H70mm (2 3/4")	w32mm (1 1/4") x H38mm (1 1/2")

Side Heavy Duty	Mid Heavy Duty	Diameter	Projection from wall to pole centre	Side Fixing plate size	Mid Fixing plate size
		Square H27mm (1 1/16")	100mm (4"), 140mm (5 1/2")	w47mm (1 7/8") x H76mm (3")	w47mm (1 7/8") x H36mm (1 7/16")
		Flat H36mm (1 7/16")	100mm (4"), 140mm (5 1/2")	w47mm (1 7/8") x H76mm (3")	w47mm (1 7/8") x H36mm (1 7/16")
		Round ø23mm (1 5/16")	100mm (4"), 140mm (5 1/2")	w47mm (1 7/8") x H76mm (3")	w47mm (1 7/8") x H36mm (1 7/16")
		Round ø30mm (1 3/16")	100mm (4"), 140mm (5 1/2")	w47mm (1 7/8") x H76mm (3")	w47mm (1 7/8") x H36mm (1 7/16")
		Round ø50mm (2")	100mm (4"), 140mm (5 1/2")	w47mm (1 7/8") x H76mm (3")	w47mm (1 7/8") x H36mm (1 7/16")

Flush Light Duty	Diameter	Drop from ceiling to top of pole	Fixing plate size
	Square H27mm (1 1/16")	3mm (1/8")	w20mm (1 3/16") x L50mm (2")
	Flat H36mm (1 7/16")	3mm (1/8")	w20mm (1 3/16") x L50mm (2")
	Round ø23mm (1 5/16")	3mm (1/8")	w20mm (1 3/16") x L50mm (2")
	Round ø30mm (1 3/16")	3mm (1/8")	w20mm (1 3/16") x L50mm (2")

Flush Heavy Duty	Diameter	Drop from ceiling to top of pole	Fixing plate size
	Square H27mm (1 1/16")	3mm (1/8")	w40mm (1 9/16") x L59mm (2 5/16")
	Flat H36mm (1 7/16")	3mm (1/8")	w40mm (1 9/16") x L59mm (2 5/16")
	Round ø23mm (1 5/16")	3mm (1/8")	w40mm (1 9/16") x L59mm (2 5/16")
	Round ø30mm (1 3/16")	3mm (1/8")	w40mm (1 9/16") x L59mm (2 5/16")
	Round ø50mm (2")	3mm (1/8")	w40mm (1 9/16") x L59mm (2 5/16")



# RECESS BRACKETS

Recess with hook stop	Diameter	Depth off wall	Fixing plate size
	Square H27mm (1 1/16")	14mm (9/16")	w42mm (1 11/16") x H27mm (1 1/16")
	Flat H36mm (1 7/16")	14mm (9/16")	w31mm (1 1/4") x H36mm (1 7/16")
	Round ø23mm (1 5/16")	14mm (9/16")	w33mm (1 5/16") x H24mm (1 5/16")
	Round ø30mm (1 3/16")	14mm (9/16")	w40mm (1 9/16") x H31mm (1 1/4")
	Round ø50mm (2")	14mm (9/16")	w64mm (2 1/2") x H51mm (2")



# EDGE BRACKET

End	Diameter	Projection from wall to pole centre	Fixing plate size
	Round ø30mm (1 3/16")	100mm (4")	w32mm (1 1/4") x H70mm (2 3/4")

# ADJUSTABLE BRACKETS

Side	Mid	Diameter	Projection from wall to pole centre	Side Fixing plate size	Mid Fixing plate size
		Square H27mm (1 1/16")	Min.80mm (3 1/8") Max.130mm (5 1/8")	w47mm (1 7/8") x H76mm (3")	w47mm (1 7/8") x H36mm (1 7/16")
		Flat H36mm (1 7/16")	Min.80mm (3 1/8") Max.130mm (5 1/8")	w47mm (1 7/8") x H76mm (3")	w47mm (1 7/8") x H36mm (1 7/16")
		Round ø23mm (1 5/16")	Min.80mm (3 1/8") Max.130mm (5 1/8")	w47mm (1 7/8") x H76mm (3")	w47mm (1 7/8") x H36mm (1 7/16")
		Round ø30mm (1 3/16")	Min.80mm (3 1/8") Max.130mm (5 1/8")	w47mm (1 7/8") x H76mm (3")	w47mm (1 7/8") x H36mm (1 7/16")
		Round ø50mm (2")	Min.80mm (3 1/8") Max.130mm (5 1/8")	w47mm (1 7/8") x H76mm (3")	w47mm (1 7/8") x H36mm (1 7/16")

# DOUBLE BRACKETS





Side	Mid	Diameter	Projection from wall to pole centre	Side Fixing plate size	Mid Fixing plate size
		Square H27mm (1 1/16")	F140mm (5 1/2") B 40-60mm (1 1/16-2 3/8")	w47mm (1 7/8") x H76mm (3")	w47mm (1 7/8") x H36mm (1 7/16")
		Flat H36mm (1 7/16")	F140mm (5 1/2") B 40-60mm (1 1/16-2 3/8")	w47mm (1 7/8") x H76mm (3")	w47mm (1 7/8") x H36mm (1 7/16")
		Round ø23mm (1 5/16")	F140mm (5 1/2") B 40-60mm (1 1/16-2 3/8")	w47mm (1 7/8") x H76mm (3")	w47mm (1 7/8") x H36mm (1 7/16")
		Round ø30mm (1 3/16")	F140mm (5 1/2") B 40-60mm (1 1/16-2 3/8")	w47mm (1 7/8") x H76mm (3")	w47mm (1 7/8") x H36mm (1 7/16")
		Round ø50mm (2")	F140mm (5 1/2") B 40-60mm (1 1/16-2 3/8")	w47mm (1 7/8") x H76mm (3")	w47mm (1 7/8") x H36mm (1 7/16")

# CUSTOM BRACKETS

A bespoke design service is offered to ensure solutions in even the most challenging installations.

				
<b>Custom Projection</b> Specify the exact projection needed.	<b>Custom Fixing Plate</b> Relevant where space is restricted or weight is a concern.	<b>Uplift</b> Helps negotiate cornice and similar architectural features.	<b>Ceiling Brackets</b> Specify exact projection required from ceiling.	<b>Angled Brackets</b> The solution for tight and awkward locations.

# GLIDING OPTIONS

<b>2C Gliders</b>	<b>Wave® 2C Gliders</b>	<b>Rollers®</b>	<b>Wave® Rollers®</b>
			
<b>Drop from bottom of track:</b> 8mm (5/16")	<b>Drop from bottom of track:</b> 8mm (5/16")	<b>Drop from bottom of track:</b> 8mm (5/16")	<b>Drop from bottom of track:</b> 27mm (1 1/16")
<b>Colour Options:</b> White • Black	<b>Wave® Pitch:</b> 60mm (2 3/8") • 80mm (3 1/8") <b>Colour Options:</b> White • Black	<b>Colour Options:</b> White	<b>Wave® Pitch:</b> 80mm (3 1/8") <b>Colour Options:</b> White






# POLES

Poles are cut, bent and curved to suit individual requirements. When calculating the length of your pole, remember to allow tolerance beyond the width of the frame for the curtains to stack back to the edge of the window.

Maximum pole length in one piece 4.0m (157").<sup>Ⓜ</sup>

Poles exceeding the maximum length will be cut into equal parts unless otherwise specified. A pole joiner will be supplied.

Twin cord systems are always supplied in an even number of parts & will be supplied in a minimum of two sections.

				
<b>Size</b>	<b>Control Type</b>	<b>Maximum distance between brackets</b>	<b>Minimum bend radius</b>	
Square H27mm (1 1/16")	Hand Drawn	1000mm (39")	R300mm (12")	
	Corded	1000mm (39")	n/a	
Flat H36mm (1 7/16")	Hand Drawn	1000mm (39")	R200mm (8")	
Round Ø23mm (1 5/16")	Hand Drawn	1000mm (39")	R150mm (6")	
Round Ø30mm (1 3/16")	Hand Drawn	1000mm (39")	R250mm (10")	
	Corded	1000mm (39")	R300mm (12")	
Round Ø50mm (2")	Hand Drawn	1000mm (39")	R600mm (24")	
	Corded	1000mm (39")	R670mm (26")	

# ACCESSORIES

<b>Draw Rods</b>	
Fine	Standard
	
<b>Draw rod length:</b> 1000mm (39 3/8") Custom lengths available to order	

## Cord Retainer



All corded tracks are supplied as standard with a metal cord retainer. This ensures that all cords are safely secured to the wall and complies with **BS EN 13120:2009+A12014**.

This will be supplied in the same finish as the system, unless advised otherwise.



**Fixing plate size:**  
Ø46mm (1 3/16")  
**Cord Colour Options:**  
White • Black

<sup>Ⓜ</sup> Supplied in sections - Section lengths over 3.0m (118") will incur a handling charge <sup>Ⓢ</sup> Supplied as standard on systems over 3.0m (10ft) with single stack curtains  
For full technical information, sizes and weights please download the specification guide - [www.bradleycollection.com/specification-guides/](http://www.bradleycollection.com/specification-guides/)



# STEEL

The Steel Collection remains a byword in elegance. Historical design cues, high quality materials and traditional artisan skills are all on display in this timeless classic.

**Pictured:** ø25mm (1") Pole • Flared Disc • Brass Toned  
**Interior design:** Georgia Victoria • Edinburgh - UK

# STEEL

## CRAFTED IN SUFFOLK

A picture of elegance, the Steel Collection blends innovative design with quality craftsmanship,



## ON THE FORGE

Steel's iconic designs are made on the forge, their individual personalities created under the Blacksmith's hammer.



## PURE FORM

The original Steel collection is available in four pole diameters Ø19mm (3/4") • 25mm (1") • 38mm (1 1/2") • 50mm (2"). Each component has been carefully scaled to maintain the aesthetic of the Collection.



## LENGTH

Poles can be cut to any length.Ⓢ On longer systems, the use of passing brackets & rings will allow uninterrupted travel of the drapes along the full length of the system.



## FUNCTION

Brackets are designed for easy installation, with an optional magnetic cover plate. Brackets can be supplied to custom lengths and designs.



## BENT TO SHAPE

A bespoke bay bending and curving service is available on all diameters to allow the perfect shaped pole to fit any bay window.





## FRENCH POLES

The French pole from the Steel Collection is an iconic design favourite. A simple and sophisticated way to adorn windows.



**Pictured:** ø25mm (1") French Pole • Flint - Satin

**Interior design inspired by:** Jim Davis Designs • USA | [www.jimdavisdesigns.com](http://www.jimdavisdesigns.com)



STEEL

# FINISHES




STEEL

Pictured left to right: ø25mm (1") Pole | Medium Stud • Natural Steel | Ball & Collar • Oil Rubbed Standard Stud • Brass Toned | Button Stud • Waxed | Large Stud • Bronzed - Satin Ribbed Ball & Collar • Antique Brass - Satin | Pebble • Polished | Flared Disc • Flint - Satin Hammered Disc • Matte Brass Toned

Signature translucent finishes of the Steel Collection allow the beauty of steel to shine through.



Polished Natural Steel Brass Toned



Matte Brass Toned Antique Brass © Bronzed © Oil Rubbed Waxed Flint ©

© Satin Coat  
Due to printing limitations colours in this brochure may not be accurate Samples are available on request - [www.bradleycollection.com/samples/](http://www.bradleycollection.com/samples/)

# FINIALS

Simplicity is the watchword for this grouping of stud, disc and ball designs.



## Standard Stud

ø19mm (3/4") Inclusive Length 6mm (1/4")  
 ø25mm (1") Inclusive Length 8mm (5/16")  
 ø38mm (1 1/2") Inclusive Length 10mm (3/8")  
 ø50mm (2") Inclusive Length 12mm (1/2")



## Large Stud

ø19mm (3/4") Inclusive Length 6mm (1/4")  
 ø25mm (1") Inclusive Length 8mm (5/16")  
 ø38mm (1 1/2") Inclusive Length 10mm (3/8")  
 ø50mm (2") Inclusive Length 12mm (1/2")



## Button Stud

ø19mm (3/4") Inclusive Length 26mm (1")  
 ø25mm (1") Inclusive Length 40mm (1 5/16")  
 ø38mm (1 1/2") Inclusive Length 59mm (2 2/16")  
 ø50mm (2") Inclusive Length 69mm (2 11/16")



## Flared Stud

ø19mm (3/4") Inclusive Length 12mm (1/2")  
 ø25mm (1") Inclusive Length 14mm (9/16")  
 ø38mm (1 1/2") Inclusive Length 26mm (1")



## Medium Stud

ø19mm (3/4") Inclusive Length 6mm (1/4")  
 ø25mm (1") Inclusive Length 8mm (5/16")  
 ø38mm (1 1/2") Inclusive Length 10mm (3/8")  
 ø50mm (2") Inclusive Length 12mm (1/2")



## Hammered Stud

ø19mm (3/4") Inclusive Length 10mm (3/8")  
 ø25mm (1") Inclusive Length 12mm (1/2")  
 ø38mm (1 1/2") Inclusive Length 16mm (5/8")  
 ø50mm (2") Inclusive Length 20mm (13/16")



## Pebble

ø19mm (3/4") Inclusive Length 27mm (1 1/16")  
 ø25mm (1") Inclusive Length 31mm (1 1/4")  
 ø38mm (1 1/2") Inclusive Length 48mm (1 7/8")



## Flared Disc

ø19mm (3/4") Inclusive Length 17mm (1 1/16")  
 ø25mm (1") Inclusive Length 21mm (7/8")  
 ø38mm (1 1/2") Inclusive Length 34mm (1 5/16")



## Forged Disc

ø19mm (3/4") Inclusive Length 2mm (1/16")  
 ø25mm (1") Inclusive Length 3mm (3/16")  
 ø38mm (1 1/2") Inclusive Length 3mm (3/16")  
 ø50mm (2") Inclusive Length 4mm (3/16")



## Ball & Collar

ø19mm (3/4") Inclusive Length 55mm (2 3/16")  
 ø25mm (1") Inclusive Length 65mm (2 5/16")  
 ø38mm (1 1/2") Inclusive Length 75mm (2 15/16")  
 ø50mm (2") Inclusive Length 103mm (4 1/16")



## Hammered Ball & Collar

ø19mm (3/4") Inclusive Length 55mm (2 3/16")  
 ø25mm (1") Inclusive Length 65mm (2 5/16")



## Ribbed Ball & Collar

ø19mm (3/4") Inclusive Length 53mm (2 1/16")  
 ø25mm (1") Inclusive Length 60mm (2 3/8")



## Hammered Disc

ø19mm (3/4") Inclusive Length 2mm (1/16")  
 ø25mm (1") Inclusive Length 3mm (3/16")  
 ø38mm (1 1/2") Inclusive Length 3mm (3/16")  
 ø50mm (2") Inclusive Length 4mm (3/16")



## Crystal Ball & Collar\*

ø19mm (3/4") Inclusive Length 65mm (2 5/16")  
 ø25mm (1") Inclusive Length 75mm (2 15/16")  
 ø38mm (1 1/2") Inclusive Length 103mm (4 1/16")



## Ball & Claw

ø19mm (3/4") Inclusive Length 75mm (3")  
 ø25mm (1") Inclusive Length 90mm (3 5/16")  
 ø38mm (1 1/2") Inclusive Length 120mm (4 3/4")



## Twisted Knot

ø19mm (3/4") Inclusive Length 90mm (3 5/16")  
 ø25mm (1") Inclusive Length 95mm (3 7/16")  
 ø38mm (1 1/2") Inclusive Length 150mm (5 7/8")

☞ Due to manufacturing process's size and shape may vary slightly to images above | \* Crystal Finials should not be positioned in direct sunlight  
 For full technical information, sizes and weights please download the specification guide - [www.bradleycollection.com/specification-guides/](http://www.bradleycollection.com/specification-guides/)

# FINIALS

The true craft of the artisan is on display with these designs.

Pictured left to right: ø25mm (1") Pole | Jacobs Horn • Waxed Curling Leaf • Bronzed - Satin | Loop • Antique Brass - Satin Buffon Stud • Matte Brass Toned | Pebble • Natural Steel

STEEL



**Hammered Spear** 🖐

ø19mm (3/4") Inclusive Length 122mm (4 13/16")  
ø25mm (1") Inclusive Length 150mm (5 7/8")



**Double Ball Basket** 🖐

ø19mm (3/4") Inclusive Length 142mm (5 5/16")  
ø25mm (1") Inclusive Length 146mm (5 3/4")  
ø38mm (1 1/2") Inclusive Length 205mm (8 1/16")



**Loop** 🖐

ø19mm (3/4") Inclusive Length 115mm (4 1/2")  
ø25mm (1") Inclusive Length 135mm (5 3/16")  
ø38mm (1 1/2") Inclusive Length 180mm (7 1/16")



**Curling Leaf** 🖐 ☐

ø19mm (3/4") Inclusive Length 110mm (4 3/16")  
ø25mm (1") Inclusive Length 140mm (5 1/2")  
ø38mm (1 1/2") Inclusive Length 200mm (8")



**Tusk** 🖐 ☐

ø19mm (3/4") Inclusive Length 118mm (4 5/8")  
ø25mm (1") Inclusive Length 141mm (5 5/16")



**Jacob's Horn** 🖐 ☐

ø19mm (3/4") Inclusive Length 105mm (4 1/8")  
ø25mm (1") Inclusive Length 130mm (5 1/8")  
ø38mm (1 1/2") Inclusive Length 180mm (7 1/16")



**Square Ram's Horn** 🖐

ø19mm (3/4") Inclusive Length 120mm (4 3/4")  
ø25mm (1") Inclusive Length 135mm (5 3/16")






**Reverse Square Ram's Horn** 🖐 ☐



ø19mm (3/4") Inclusive Length 55mm (2 3/16")  
ø25mm (1") Inclusive Length 55mm (2 1/16")

🖐 Due to manufacturing process's size and shape may vary slightly to images above | ☐ Handed Item - Left and Right version available  
For full technical information, sizes and weights please download the specification guide - [www.bradleycollection.com/specification-guides/](http://www.bradleycollection.com/specification-guides/)

# SINGLE BRACKETS

Side	Diameter	Projection from wall to pole centre	Fixing plate size	Covered Fixing plate size
	ø19mm (¾")	60mm (2⅜"), 100mm (4")	w20mm (1⅜") x h84mm (3⅝")	w24mm (1⅝") x h88mm (3⅞")
	ø25mm (1")	60mm (2⅜"), 100mm (4")	w25mm (1") x h102mm (4")	w29mm (1⅛") x h106mm (4⅜")
	ø38mm (1½")	100mm (4")	w30mm (1⅜") x h117mm (4⅝")	w34mm (1⅝") x h121mm (4⅞")
	ø50mm (2")	100mm (4")	w30mm (1⅜") x h117mm (4⅝")	w34mm (1⅝") x h121mm (4⅞")

Mid	Passing	Diameter	Projection from wall to pole centre	Fixing plate size	Covered fixing plate size
		ø19mm (¾")	60mm (2⅜"), 100mm (4")	w55mm (2⅜") x h20mm (1⅜")	w59mm (2⅝") x h24mm (1⅝")
		ø25mm (1")	60mm (2⅜"), 100mm (4"), 140mm (5½") <sup>Ⓜ</sup>	w60mm (2⅜") x h25mm (1")	w64mm (2½") x h29mm (1⅛")
		ø38mm (1½")	100mm (4")	w80mm (3⅜") x h30mm (1⅜")	w84mm (3⅝") x h34mm (1⅝")
		ø50mm (2")	100mm (4")	w80mm (3⅜") x h30mm (1⅜")	w84mm (3⅝") x h34mm (1⅝")

Ceiling	Passing	Diameter	Drop from ceiling to pole centre	Fixing plate size
		ø19mm (¾")	60mm (2⅜"), 100mm (4")	w55mm (2⅜") x h20mm (1⅜")
		ø25mm (1")	60mm (2⅜"), 100mm (4")	w60mm (2⅜") x h25mm (1")
		ø38mm (1½")	100mm (4")	w80mm (3⅜") x h30mm (1⅜")


# RECESS BRACKETS



Recess with ring stop	Diameter	Depth off wall	Fixing plate size
	ø19mm (¾")	4mm (⅜")	ø42mm (1⅝")
	ø25mm (1")	4mm (⅜")	ø50mm (2")
	ø38mm (1½")	4mm (⅜")	ø72mm (2⅜")
	ø50mm (2")	4mm (⅜")	ø72mm (2⅜")

# FRENCH BRACKETS


French - End	Diameter	Projection from wall to pole centre	Fixing plate size
	ø25mm (1")	100mm (4"), 140mm (5½") <sup>Ⓜ</sup>	w30mm (1⅜") x h80mm (3⅜")



# ADJUSTABLE BRACKETS

Side	Diameter	Projection from wall to pole centre	Fixing plate size
	ø19mm (¾")	Min.65mm (2⅝") Max.150mm (5⅞")	w20mm (1⅜") x h84mm (3⅝")
	ø25mm (1")	Min.75mm (2⅝") Max.175mm (6⅞")	w25mm (1") x h102mm (4")
	ø38mm (1½")	Min.95mm (3¾") Max.200mm (7⅞")	w30mm (1⅜") x h117mm (4⅝")

Mid	Passing	Diameter	Projection from wall to pole centre	Fixing plate size
		ø19mm (¾")	Min.65mm (2⅝") Max.150mm (5⅞")	w55mm (2⅜") x h20mm (1⅜")
		ø25mm (1")	Min.75mm (2⅝") Max.175mm (6⅞")	w60mm (2⅜") x h25mm (1")
		ø38mm (1½")	Min.95mm (3¾") Max.200mm (7⅞")	w80mm (3⅜") x h30mm (1⅜")






# DOUBLE BRACKETS

Side	Diameter	Projection from wall to pole centre	Fixing plate size
	Fø25mm (1")	F160mm (6⅝")	w25mm (1") x h102mm (4")
	Bø19mm (¾")	B60mm (2⅜")	w30mm (1⅜") x h117mm (4⅝")
	Fø38mm (1½")	F160mm (6⅝")	w30mm (1⅜") x h117mm (4⅝")
	Bø25mm (1")	B60mm (2⅜")	w30mm (1⅜") x h117mm (4⅝")



Mid	Passing	Diameter	Projection from wall to pole centre	Mid fixing plate size	Passing fixing plate size
		Fø25mm (1")	F160mm (6⅝")	w60mm (2⅜") x h25mm (1")	w112mm (4⅞") x h50mm (2")
		Bø19mm (¾")	B60mm (2⅜")	w80mm (3⅜") x h30mm (1⅜")	w122mm (4⅞") x h60mm (2⅜")
		Fø38mm (1½")	F160mm (6⅝")	w80mm (3⅜") x h30mm (1⅜")	w122mm (4⅞") x h60mm (2⅜")
		Bø25mm (1")	B60mm (2⅜")	w80mm (3⅜") x h30mm (1⅜")	w122mm (4⅞") x h60mm (2⅜")

# CUSTOM BRACKETS

Steel can be customised to suit virtually any window.

				
<b>Custom Projection</b> Specify the exact projection needed.	<b>Custom Fixing Plate</b> Relevant where space is restricted or weight is a concern.	<b>Uplift</b> Helps negotiate cornice and similar architectural features.	<b>Arm</b> For really tricky installations, arms without backplates can be designed for direct fixing.	<b>Angled Brackets</b> The solution for tight and awkward locations.

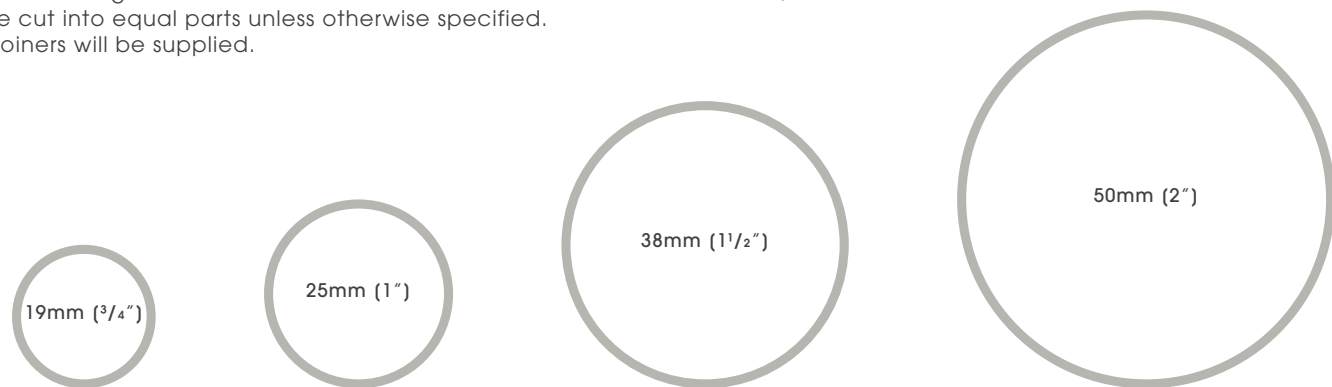
# CLASSIC RINGS

Ring	Passing Ring	Diameter	Ring drop from top of pole to bottom of ringlet	Passing ring drop from top of pole to bottom of ringlet
		ø19mm (¾") ø25mm (1") ø38mm (1½") ø50mm (2")	44mm (1¾") 49mm (1⅝") 63mm (2½") 82mm (3¼")	49mm (1⅝") 54mm (2⅞") 71mm (2⅜") 89mm (3½")

# POLES

Poles are cut, bent and curved to suit individual requirements. When calculating the length of your pole, remember to allow tolerance beyond the width of the frame for the curtains to draw back to the edge of the window.

Maximum pole length in one piece 4.0m (157").  
 Poles exceeding the recommended maximum distance between brackets, will be cut into equal parts unless otherwise specified.  
 Pole joiners will be supplied.




Diameter	Recommended maximum distance between brackets	Recommended curtain type for pole diameter	Minimum bend radius	French Pole bend radius
ø19mm (¾")	1800mm (71")	Light to medium weight, lined & non interlined curtains	r75mm (3")	n/a
ø25mm (1")	2000mm (79")	Medium weight, lined & interlined curtains	r100mm (4")	r75mm (3")
ø38mm (1½")	2200mm (87")	Medium to heavy weight, lined & interlined curtains	r255mm (10")	n/a
ø50mm (2")	2400mm (96")	Heavy weight interlined curtains	r255mm (10")	n/a

# ACCESSORIES

## Ombres

### Large Stud



Internal projection from wall: 125mm (4⅝")  
 Fixing plate size: ø60mm (2⅜")

### Ball & Collar



Internal projection from wall: 125mm (4⅝")  
 Fixing plate size: ø60mm (2⅜")


## Hold back

### Standard Stud



Internal measurement: 134mm (5¼")  
 Fixing plate size: w20mm (⅜") x h56mm (2⅜")

### Ball & Collar



## Tie Back Hook



Internal measurement: 27mm (1⅛")  
 Fixing plate size: w20mm (⅜") x h78mm (3⅛")

## Drapery Arm

Drapery arms have been designed to work at dormer windows, doorways & above beds.



Diameter: ø25mm (1")  
 Fixing plate size: w30mm (1⅜") x h185mm (7¼")

## Draw Rods®

### Standard Stud



### Ball & Collar



Draw rod length: 1000mm (39⅜")  
 Custom lengths available to order

STEEL



# MIO

The sharp, modern form of the Mio Collection flows from its purposeful design intent and the use of laser technology in its production.

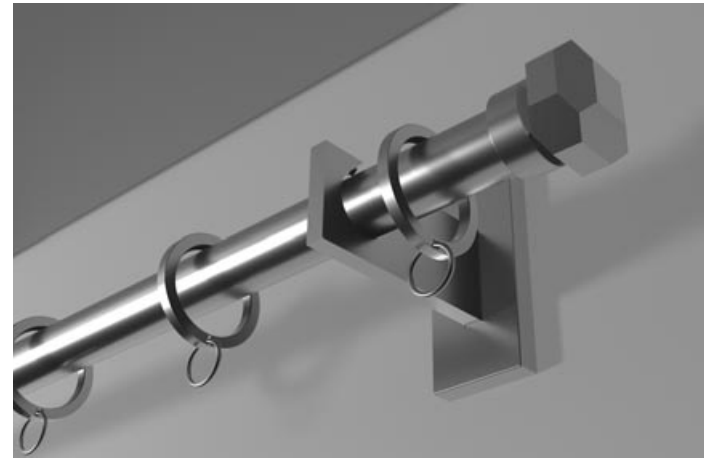
The precision styling can be accentuated by the industrial, brushed stainless finish or can be softened with contemporary coated finishes.

**Pictured:** ø25mm (1") French Pole • Bone - Satin  
**Interior design:** Bean Interiors • Sussex - UK | @beaninteriors  
**Window Treatment Design:** Malthouse & Summer • Sussex - UK | @malthouseandsummer  
**Photography:** James French | www.jfrench.co.uk

# MIO

## STAINLESS

All Mio designs are available in stainless steel. This corrosion resistant material makes the collection ideal for wet rooms and oceanfront properties.



## LENGTH

Poles can be cut to any length.® On longer systems, the use of passing brackets & rings will allow uninterrupted travel of the drapes along the full length of the system.



## SCALE

Mio offers the widest choice of finish & scale for your interior. From soft matte hues & rich metal finishes to engineered, Brushed Stainless and all available in five pole diameters. Ø19mm (¾") • 25mm (1") • 30mm (1⅜") • 38mm (1½") • 50mm (2").



## FUNCTION

A range of bracket options have been designed to allow easy installation. Brackets have magnetic cover plates to hide fixings. Brackets can also be supplied to custom lengths and designs.



## BENT TO SHAPE

A bespoke bay bending and curving service is available on all diameters, to allow the perfect shaped pole for any window.



**Pictured left to right:**  
ø30mm (1⅜") • Faceted Disc • Burnt Ash - Matte  
50mm (2") • Ball • Grey Moss - Matte  
ø25mm (1") Large Disc • Charcoal - Matte  
19mm (¾") • Stud • Stone - Matte  
ø38mm (1½") • Pebble - Moss - Matte

® Supplied in sections - Maximum section per length 4.0m (157")  
- Section lengths over 2.4m (94") will incur a handling charge





**Picture:** ø25mm (1") French • Flint - Satin  
**Draper design:** Jim Davis Designs • USA | @ jimdavisdesigns • www.jimdavisdesigns.com  
**Interior design:** Anna King | @ annakingandco • www.annakingandco.com

# MIO

The ever-popular French pole style is given a crisp new lease of life within the Mio Collection. Sharp lines, smooth running rings and cleverly concealed fixings give Mio French a very up-to-date feel.

MIO

## SINGLE FRENCH

A simple and elegant treatment, especially suited to taller, narrower windows.



## DOUBLE FRENCH

A smart design, improving installation and offering the benefits of the French look with the added privacy of a second layer of drapes.





**Picture:** ø50mm (2") Pole - Stud - Brushed Stainless  
**Interior design:** Bayon Design Studio, Inc. - California - USA

Due to printing limitations, colours in this brochure may not be accurate. Samples are available on request - [www.bradleycollection.com/samples/](http://www.bradleycollection.com/samples/)

## STAINLESS FINISHES

The intrinsic corrosion resistance of stainless steel makes it an ideal choice for oceanfront properties and for kitchens, bathrooms and wet rooms.

The iconic Brushed Stainless finish gives an industrial aesthetic, while stainless steel can also be coated on request for a softer look on this durable material.



Brushed Stainless ①

## SPECIALIST STAINLESS FINISHES

Specialist techniques are employed to deliver additional finish choices. These more complex finishes are available at a premium cost and with longer lead times.

### TINTS

Brushed stainless steel, in subtle tinted hues gives an industrial aesthetic.



Brushed Brass Tint ②③④



Brushed Bronze Tint ②③④



Brushed Carbon Tint ②③④

② A finishing charge will apply | ③ Longer lead-times will apply  
 ④ Not available with French poles options


# FINISHES

Mio has an unparalleled selection of subtle colour coats, which can be specified in matte, satin or gloss finishes.

For more glamorous projects, metallic coats are featured in both satin and gloss.

## SHADES

A superb selection of opaque colours, all available in a choice of Matte, Satin or Gloss finish.



## COAT OPTIONS



## METALLICS

High metallic fleck coatings with most available in Satin and Gloss sheen levels.



## ANODIC METALS

A flat metal colour group, with an anodised style surface texture.



## SPECIALIST FINISHES

Specialist techniques are employed to deliver additional finish choices. These more complex finishes are available at a premium cost and with longer lead times.

## FLUID METAL™

This innovative process involves applying authentic metal coatings to any substrate.



## PLATED

Polished plated finishes provide a traditional sense of luxury.



Ⓜ A finishing charge will apply | Ⓢ Longer lead-times will apply | Ⓜ Fluid Metal finishes are supplied unlacquered and will tarnish over time, a clear lacquer may be applied on request as a custom finish | 🖐 Fluid Metal finishes are hand produced, finish may vary.

# FINIALS

Simplicity of design and purity of form.



**Pictured left to right:**  
 ø25mm (1") | Flush Stud • Dove - Matte | Crystal Ball • Platinum - Satin  
 Large Disc • Oatmeal - Satin | Squat Disc • Cocoa - Gloss | Faceted Disc • Bronzed - Gloss



**Flush Stud**

- ø19mm (¾") Inclusive Length 6mm (¼")
- ø25mm (1") Inclusive Length 6mm (¼")
- ø30mm (1⅜") Inclusive Length 6mm (¼")
- ø38mm (1½") Inclusive Length 8mm (⅝")
- ø50mm (2") Inclusive Length 8mm (⅝")



**Stud**

- ø19mm (¾") Inclusive Length 2mm (⅛")
- ø25mm (1") Inclusive Length 3mm (⅛")
- ø30mm (1⅜") Inclusive Length 3mm (⅛")
- ø38mm (1½") Inclusive Length 3mm (⅛")
- ø50mm (2") Inclusive Length 4mm (⅜")



**Disc**

- ø19mm (¾") Inclusive Length 2mm (⅛")
- ø25mm (1") Inclusive Length 3mm (⅛")
- ø30mm (1⅜") Inclusive Length 3mm (⅛")
- ø38mm (1½") Inclusive Length 3mm (⅛")
- ø50mm (2") Inclusive Length 4mm (⅜")



**Large Disc**

- ø19mm (¾") Inclusive Length 4mm (⅜")
- ø25mm (1") Inclusive Length 4mm (⅜")
- ø30mm (1⅜") Inclusive Length 4mm (⅜")
- ø38mm (1½") Inclusive Length 6mm (¼")
- ø50mm (2") Inclusive Length 6mm (¼")



**Squat Disc**

- ø19mm (¾") Inclusive Length 17mm (⅙")
- ø25mm (1") Inclusive Length 23mm (⅞")
- ø30mm (1⅜") Inclusive Length 23mm (⅞")
- ø38mm (1½") Inclusive Length 33mm (1⅓")
- ø50mm (2") Inclusive Length 44mm (1¾")



**Faceted Disc**

- ø19mm (¾") Inclusive Length 21mm (⅓")
- ø25mm (1") Inclusive Length 28mm (1⅛")
- ø30mm (1⅜") Inclusive Length 28mm (1⅛")
- ø38mm (1½") Inclusive Length 41mm (1⅝")
- ø50mm (2") Inclusive Length 54mm (2⅛")



**Pebble**

- ø19mm (¾") Inclusive Length 25mm (1")
- ø25mm (1") Inclusive Length 34mm (1⅓")
- ø30mm (1⅜") Inclusive Length 39mm (1⅚")
- ø38mm (1½") Inclusive Length 50mm (1⅝")
- ø50mm (2") Inclusive Length 66mm (2⅙")



**Ball**

- ø19mm (¾") Inclusive Length 50mm (2")
- ø25mm (1") Inclusive Length 63mm (2½")
- ø30mm (1⅜") Inclusive Length 62mm (2⅞")
- ø38mm (1½") Inclusive Length 83mm (3¼")
- ø50mm (2") Inclusive Length 104mm (4⅛")






**Crystal Ball\***


- ø19mm (¾") Inclusive Length 55mm (3⅓")
- ø25mm (1") Inclusive Length 66mm (2⅝")
- ø30mm (1⅜") Inclusive Length 66mm (2⅝")
- ø38mm (1½") Inclusive Length 85mm (3⅜")
- ø50mm (2") Inclusive Length 108mm (4¼")

\*: Crystal Finials should not be positioned in direct sunlight  
 For full technical information, sizes and weights please download the specification guide - [www.bradleycollection.com/specification-guides](http://www.bradleycollection.com/specification-guides)



# SINGLE BRACKETS

Side	Diameter	Projection from wall to pole centre	Fixing plate size
	ø19mm (¾") ø25mm (1") ø30mm (1⅜") ø38mm (1½") ø50mm (2")	60mm (2⅜"), 100mm (4") 60mm (2⅜"), 100mm (4") 100mm (4") 100mm (4") 100mm (4")	w34mm (1⅝") x h70mm (2¾") w34mm (1⅝") x h70mm (2¾") w34mm (1⅝") x h70mm (2¾") w52mm (2⅛") x h104mm (4⅞") w52mm (2⅛") x h104mm (4⅞")
Mid Passing	Diameter	Projection from wall to pole centre	Fixing plate size
	ø19mm (¾") ø25mm (1") ø30mm (1⅜") ø38mm (1½") ø50mm (2")	60mm (2⅜"), 100mm (4") 60mm (2⅜"), 100mm (4"), 140mm (5½") <sup>Ⓜ</sup> 100mm (4") 100mm (4") 100mm (4")	w70mm (2¾") x h34mm (1⅝") w70mm (2¾") x h34mm (1⅝") w70mm (2¾") x h34mm (1⅝") w104mm (4⅞") x h52mm (2⅛") w104mm (4⅞") x h52mm (2⅛")
Ceiling Passing	Diameter	Projection from wall to pole centre	Fixing plate size
	ø19mm (¾") ø25mm (1") ø30mm (1⅜") ø38mm (1½") ø50mm (2")	60mm (2⅜"), 100mm (4") 60mm (2⅜"), 100mm (4") 100mm (4") 100mm (4") 100mm (4")	w70mm (2¾") x h34mm (1⅝") w70mm (2¾") x h34mm (1⅝") w70mm (2¾") x h34mm (1⅝") w104mm (4⅞") x h52mm (2⅛") w104mm (4⅞") x h52mm (2⅛")



# RECESS BRACKETS

Recess with ring stop	Diameter	Depth off wall	Fixing plate size
	ø19mm (¾") ø25mm (1") ø30mm (1⅜") ø38mm (1½") ø50mm (2")	7mm (¼") 8mm (⅝") 10mm (⅜") 12mm (½") 15mm (⅝")	ø26mm (1") ø34mm (1⅝") ø40mm (1⅞") ø49mm (1⅝") ø64mm (2½")



# FRENCH BRACKETS

Single - End <sup>Ⓜ</sup>	Diameter	Projection from wall to pole centre	Fixing plate size
	ø25mm (1")	100mm (4"), 140mm (5½") <sup>Ⓜ</sup>	w26mm (1") x h80mm (3⅜")
Double - End <sup>Ⓜ</sup>	Diameter	Projection from wall to pole centre	Fixing plate size
	Fø25mm (1") Bø19mm (¾")	F160mm (6⅝") B60mm (2⅜")	w74mm (2⅝") x h113mm (4⅞")

# ADJUSTABLE BRACKETS


Side	Passing	Diameter	Projection from wall to pole centre	Fixing plate size
		ø19mm (¾") ø25mm (1") ø30mm (1⅜") ø38mm (1½") ø50mm (2")	Min.60mm (2⅜") Max.170mm (6⅞") Min.60mm (2⅜") Max.170mm (6⅞") Min.100mm (4") Max.170mm (6⅞") Min.100mm (4") Max.170mm (6⅞") Min.100mm (4") Max.170mm (6⅞")	w34mm (1⅝") x h70mm (2¾") w34mm (1⅝") x h70mm (2¾") w34mm (1⅝") x h70mm (2¾") w52mm (2⅛") x h104mm (4⅞") w52mm (2⅛") x h104mm (4⅞")

# DOUBLE BRACKETS


Side	Diameter	Projection from wall to pole centre	Fixing plate size	
	Fø25mm (1") Bø19mm (¾") Fø38mm (1½") Bø25mm (1")	F160mm (6⅝") B60mm (2⅜") F160mm (6⅝") B60mm (2⅜")	w34mm (1⅝") x h70mm (2¾") w52mm (2⅛") x h104mm (4⅞")	
Mid Passing	Diameter	Projection from wall to pole centre	Mid fixing plate size	Passing fixing plate size
	Fø25mm (1") Bø19mm (¾") Fø38mm (1½") Bø25mm (1")	F160mm (6⅝") B60mm (2⅜") F160mm (6⅝") B60mm (2⅜")	w70mm (2¾") x h34mm (1⅝") w104mm (4⅞") x h52mm (2⅛")	w72mm (2⅝") x h59mm (2⅝") w52mm (2⅛") x h104mm (4⅞")

# CUSTOM BRACKETS


Mio can be customised to suit virtually any window.




**Custom Projection**  
Specify the exact projection needed.



**Custom Fixing Plate**  
Relevant where space is restricted or weight is a concern.





**Uplift**  
Helps negotiate cornice and similar architectural features.



**Angled Brackets**  
The solution for tight and awkward locations.

# LINED RINGS

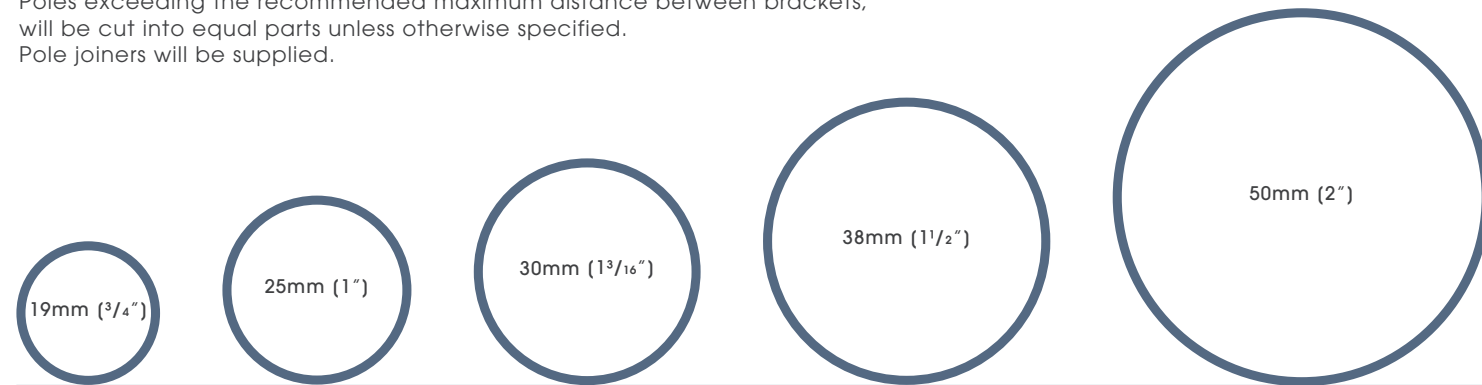
A smart, discreet nylon liner provides for smoother, quieter operation of drapes.

Ring	Passing Ring	Diameter	Ring drop from top of pole to bottom of ringlet
		ø19mm (¾")	44mm (1¾")
		ø25mm (1")	53mm (2⅛")
		ø30mm (1⅜")	53mm (2⅛")
		ø38mm (1½")	66mm (2⅝")
		ø50mm (2")	80mm (3⅛")

# POLES

Poles are cut, bent and curved to suit individual requirements. When calculating the length of your pole, remember to allow tolerance beyond the width of the frame for the curtains to draw back to the edge of the window.

Maximum pole length in one piece 4.0m (157").  
Poles exceeding the recommended maximum distance between brackets, will be cut into equal parts unless otherwise specified. Pole joiners will be supplied.



Diameter	Recommended maximum distance between brackets	Recommended curtain type for pole diameter	Minimum bend radius	French Pole bend radius
ø19mm (¾")	1800mm (71")	Light to medium weight, lined & non interlined curtains	R75mm (3")	n/a
ø25mm (1")	2000mm (79")	Medium weight, lined & interlined curtains	R100mm (4")	R75mm (3")
ø30mm (1⅜")	2100mm (83")	Medium weight, lined & interlined curtains	R255mm (10")	n/a
ø38mm (1½")	2200mm (87")	Medium to heavy weight, lined & interlined curtains	R255mm (10")	n/a
ø50mm (2")	2400mm (96")	Heavy weight interlined curtains	R255mm (10")	n/a

© Section lengths over 2.4m (94") will incur a handling charge  
For full technical information, sizes and weights please download the specification guide - [www.bradleycollection.com/specification-guides/](http://www.bradleycollection.com/specification-guides/)

# ACCESSORIES

## Ombres

### Small



Internal projection from wall: 150mm (5⅞")  
Fixing plate size: ø19mm (¾")

### Large



Internal projection from wall: 150mm (5⅞")  
Fixing plate size: ø25mm (1")

## Hold back



Internal measurement: 137mm (5⅜")  
Fixing plate size: ø44mm (1¾")

## Tie Back Hook



Projection: 29mm (1⅛")  
Fixing plate size: W25mm (1") x H74mm (2⅝")

## Drapery Arm

Drapery arms have been designed to work at dormer windows, doorways & above beds.



Diameter: ø25mm (1")  
Fixing plate size: W34mm (1⅝") x H156mm (6⅞")

## Draw Rods®

### Fine



### Standard



Draw rod length: 1000mm (39⅜")  
Custom lengths available to order

© Not recommended for use with passing rings.



# ELYSIAN

Elysian bridges the gap between two very different aesthetics, combining pared down modernist style with decorative sensibility.


Offered in an inspirational palette of solid and metallic finishes, in three diameters.

**Pictured:** ø50mm (2") Pole • Templar • Flint - Satin  
**Interior Design:** Wynd Design • Wynyrd - UK | @ wynddesign

# ELYSIAN


## LENGTH

Elysian can be cut to any length.® Passing brackets & rings allow drapes to travel the full system length.



## SHAPE

Elysian offers a bespoke bay bending and curving service to fit any bay window.




## SCALE

Available in three pole diameters  
Ø30mm (1 3/16") • 38mm (1 1/2") • 50mm (2")  
Each component is carefully designed and scaled to reflect the design intent.



## FUNCTION

A range of bracket options have been designed to allow easy installation. All wall & ceiling brackets have a magnetic cover plate to hide screw fixings. Brackets can also be supplied to custom lengths and designs.



## DETAIL

Thoughtfully designed accessories improve functionality of the system without compromising the aesthetic.



© Supplied in sections - Maximum section per length 4.0m (157")  
Section lengths over 2.4m (94") will incur a handling charge



Pictured left to right:  
Ø38mm (1 1/2") Pole • Orbit • Champagne - Satin  
Ø30mm (1 3/16") Pole • Aura • Gold - Satin  
Ø50mm (2") Pole • Discus • Antique Brass - Satin

ELYSIAN




# FINISHES

An unparalleled selection of coated and plated finishes, allows Elysian to express emotions ranging from the sober and understated to the glamorous and flamboyant.


## SHADES

A superb selection of opaque colours, all available in a choice of Matte, Satin or Gloss finish.



## METALLICS

High metallic fleck coatings with most available in Satin and Gloss sheen levels.



## ANODIC METALS

A flat metal colour group, with an anodised style surface texture.



## SPECIALIST FINISHES

Specialist techniques are employed to deliver additional finish choices. These more complex finishes are available at a premium cost and with longer lead times.

## FLUID METAL™

This innovative process involves applying authentic metal coatings to any substrate.



## PLATED

Polished plated finishes provide a traditional sense of luxury.



A finishing charge will apply | Longer lead-times will apply | Fluid Metal finishes are supplied unlacquered and will tarnish over time, a clear lacquer may be applied on request as a custom finish | Fluid Metal finishes are hand produced, finish may vary.

# FINIALS

Traditional styling cues have been streamlined to suit modern living, resulting in the distinctive curvilinear character of Elysian.

**Pictured left to right:** ø38mm (1½") Pole | Ribbed Globe • Earth - Matte | Crystal Templar • Millstone - Matte  
 Globe • Lead - Matte | Squat Globe • Clay - Matte | Templar • Cocoa - Matte | Flute • Flint - Matte  
 Halo • Parchement - Matte | Charm • Oatmeal - Matte



**Halo**

ø30mm (1¾") Inclusive Length 5mm (¾")  
 ø38mm (1½") Inclusive Length 2mm (⅛")  
 ø50mm (2") Inclusive Length 2mm (⅛")



**Aura**

ø30mm (1¾") Inclusive Length 5mm (¾")  
 ø38mm (1½") Inclusive Length 2mm (⅛")  
 ø50mm (2") Inclusive Length 2mm (⅛")



**Orbit**

ø30mm (1¾") Inclusive Length 36mm (1⅞")  
 ø38mm (1½") Inclusive Length 40mm (1⅝")  
 ø50mm (2") Inclusive Length 52mm (2⅛")



**Squat Globe**

ø30mm (1¾") Inclusive Length 53mm (2⅞")  
 ø38mm (1½") Inclusive Length 63mm (2½")  
 ø50mm (2") Inclusive Length 81mm (3⅜")



**Globe**

ø30mm (1¾") Inclusive Length 73mm (2⅞")  
 ø38mm (1½") Inclusive Length 92mm (3⅝")  
 ø50mm (2") Inclusive Length 114mm (4½")



**Ribbed Globe**

ø30mm (1¾") Inclusive Length 73mm (2⅞")  
 ø38mm (1½") Inclusive Length 92mm (3⅝")  
 ø50mm (2") Inclusive Length 114mm (4½")



**Discus**

ø30mm (1¾") Inclusive Length 39mm (1½")  
 ø38mm (1½") Inclusive Length 44mm (1¾")  
 ø50mm (2") Inclusive Length 58mm (2⅝")



**Jewel**

ø30mm (1¾") Inclusive Length 37mm (1⅞")  
 ø38mm (1½") Inclusive Length 42mm (1⅝")  
 ø50mm (2") Inclusive Length 55mm (2⅞")



**Flute**

ø30mm (1¾") Inclusive Length 73mm (2⅞")  
 ø38mm (1½") Inclusive Length 69mm (2⅞")  
 ø50mm (2") Inclusive Length 114mm (4½")



**Charm**

ø30mm (1¾") Inclusive Length 69mm (2⅞")  
 ø38mm (1½") Inclusive Length 85mm (3⅜")  
 ø50mm (2") Inclusive Length 117mm (4⅝")



**Templar**

ø30mm (1¾") Inclusive Length 79mm (3⅞")  
 ø38mm (1½") Inclusive Length 92mm (3⅝")  
 ø50mm (2") Inclusive Length 119mm (4⅞")



**Crystal Templar\***

ø38mm (1½") Inclusive Length 92mm (3⅝")  
 ø50mm (2") Inclusive Length 119mm (4⅞")

\* Crystal Finials should not be positioned in direct sunlight  
 For full technical information, sizes and weights please download the specification guide - [www.bradleycollection.com/specification-guides](http://www.bradleycollection.com/specification-guides)

# SINGLE BRACKETS

<b>Side</b>	<b>Diameter</b> ø30mm (1 3/16") ø38mm (1 1/2") ø50mm (2")	<b>Projection from wall to pole centre</b> 100mm (4") 100mm (4") 100mm (4")	<b>Fixing plate size</b> w40mm (1 9/16") x H86mm (3 3/8") w50mm (2") x H105mm (4 1/8") w50mm (2") x H105mm (4 1/8")
<b>Mid</b> <b>Passing</b>	<b>Diameter</b> ø30mm (1 3/16") ø38mm (1 1/2") ø50mm (2")	<b>Projection from wall to pole centre</b> 100mm (4") 100mm (4") 100mm (4")	<b>Fixing plate size</b> w86mm (3 3/8") x H40mm (1 9/16") w105mm (4 1/8") x H50mm (2") w105mm (4 1/8") x H50mm (2")
<b>Ceiling</b> <b>Passing</b>	<b>Diameter</b> ø30mm (1 3/16") ø38mm (1 1/2") ø50mm (2")	<b>Drop from ceiling to pole centre</b> 100mm (4") 100mm (4") 100mm (4")	<b>Fixing plate size</b> w86mm (3 3/8") x H40mm (1 9/16") w105mm (4 1/8") x H50mm (2") w105mm (4 1/8") x H50mm (2")

# RECESS BRACKETS

<b>Recess with ring stop</b>	<b>Diameter</b> ø30mm (1 3/16") ø38mm (1 1/2") ø50mm (2")	<b>Depth off wall</b> 10mm (3/8") 12mm (1/2") 15mm (9/16")	<b>Fixing plate size</b> ø40mm (1 9/16") ø49mm (1 15/16") ø64mm (2 1/2")
------------------------------	--	---	---

# ADJUSTABLE BRACKETS

<b>Side</b>	<b>Diameter</b> ø30mm (1 3/16") ø38mm (1 1/2") ø50mm (2")	<b>Projection from wall to pole centre</b> Min.100mm (4") Max.170mm (6 11/16") Min.100mm (4") Max.170mm (6 11/16") Min.100mm (4") Max.170mm (6 11/16")	<b>Fixing plate size</b> w40mm (1 9/16") x H86mm (3 3/8") w50mm (2") x H105mm (4 1/8") w50mm (2") x H105mm (4 1/8")
<b>Mid</b> <b>Passing</b>	<b>Diameter</b> ø30mm (1 3/16") ø38mm (1 1/2") ø50mm (2")	<b>Projection from wall to pole centre</b> Min.100mm (4") Max.170mm (6 11/16") Min.100mm (4") Max.170mm (6 11/16") Min.100mm (4") Max.170mm (6 11/16")	<b>Fixing plate size</b> w86mm (3 3/8") x H40mm (1 9/16") w105mm (4 1/8") x H50mm (2") w105mm (4 1/8") x H50mm (2")

# DOUBLE BRACKETS

<b>Side</b>	<b>Diameter</b> Fø38mm (1 1/2") Bø30mm (1 3/16")	<b>Projection from wall to pole centre</b> F200mm (8") B60mm (2 3/8")	<b>Fixing plate size</b> w50mm (2") x H105mm (4 1/8") w50mm (2") x H105mm (4 1/8")
<b>Mid</b> <b>Passing</b>	<b>Diameter</b> Fø38mm (1 1/2") Bø30mm (1 3/16")	<b>Projection from wall to pole centre</b> F200mm (8") B60mm (2 3/8")	<b>Mid Fixing plate size</b> <b>Passing Fixing plate size</b> w105mm (4 1/8") x H50mm (2")   w105mm (4 1/8") x H50mm (2") w105mm (4 1/8") x H50mm (2")   w105mm (4 1/8") x H50mm (2")
	<b>Diameter</b> Fø50mm (2") Bø30mm (1 3/16")	<b>Projection from wall to pole centre</b> F200mm (8") B60mm (2 3/8")	

# CUSTOM BRACKETS

Special projection brackets and specialist designs can be produced for awkward or unusual installations.



**Custom Projection**  
Specify the exact projection needed.



**Custom Fixing Plate**  
Relevant where space is restricted or weight is a concern.



**Uplift**  
Helps negotiate cornice and similar architectural features.



**Angled Brackets**  
The solution for tight and awkward locations.

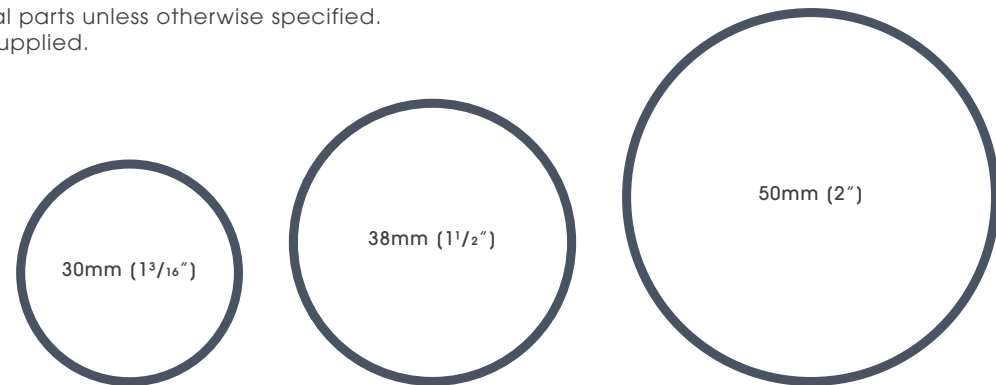
# LINED RINGS

Ring	Passing Ring	Diameter	Ring drop from top of pole to bottom of ringlet
		ø30mm (1 <sup>3</sup> / <sub>16</sub> " )	51mm (2")
		ø38mm (1 <sup>1</sup> / <sub>2</sub> " )	66mm (2 <sup>5</sup> / <sub>8</sub> " )
		ø50mm (2" )	80mm (3 <sup>1</sup> / <sub>8</sub> " )

# POLES

Poles are cut, bent and curved to suit individual requirements. When calculating the length of your pole, remember to allow tolerance beyond the width of the frame for the curtains to draw back to the edge of the window.

Maximum pole length in one piece 4.0m (157").  
Poles exceeding the recommended maximum distance between brackets, will be cut into equal parts unless otherwise specified. Pole joiners will be supplied.



Diameter	Recommended maximum distance between brackets	Recommended curtain type for pole diameter	Minimum bend radius
ø30mm (1 <sup>3</sup> / <sub>16</sub> " )	2100mm (83")	Medium weight, lined & interlined curtains	R255mm (10")
ø38mm (1 <sup>1</sup> / <sub>2</sub> " )	2200mm (87")	Medium to heavy weight, lined & interlined curtains	R255mm (10")
ø50mm (2" )	2400mm (96")	Heavy weight interlined curtains	R255mm (10")

# ACCESSORIES

## Ombres



Internal projection from wall: 150mm (5<sup>5</sup>/<sub>16</sub>" )  
Fixing plate size: ø68mm (2<sup>1</sup>/<sub>16</sub>" )

## Hold back



Internal measurement: 137mm (5<sup>3</sup>/<sub>8</sub>" )  
Fixing plate size: ø44mm (1<sup>3</sup>/<sub>4</sub>" )

## Tie Back Hook



Projection: 29mm (1<sup>1</sup>/<sub>8</sub>" )  
Fixing plate size: W25mm (1") x H74mm (2<sup>5</sup>/<sub>16</sub>" )

## Draw Rods®

Fine Standard



Draw rod length:  
1000mm (39<sup>3</sup>/<sub>8</sub>" )  
Custom lengths available to order



# GLIDE

This exceptional collection is a new touchstone for design in drapery hardware.

Brackets disappear from view.

Ends are fused to the pole, giving a seamless aesthetic.

For the first time, an exact match is possible between pole and glider colour.


GLIDE | THE NEW STANDARD

**Pictured:** Round  $\varnothing$ 30mm (1 $\frac{3}{16}$ " ) Pole · Charcoal - Matte

# GLIDE

## SEAMLESS

A unique new process fuses pole ends to pole in a truly seamless way.



## GLIDING

Gypsum and Anthracite colours offered as standard for gliders, with coated metal gliders available for an exact colour match.



## MODERN

Modern sinuous heading styles can be created, using both hook and tape or snap tape components.




## UNOBTRUSIVE

The bracket architecture is shared with Float and Drive, and keeps the front face of the pole clear of visible parts.




## PRECISE

A new jointing system ensures perfect alignment between pole sections.




## FLUSH

The rear fixing brackets allow true flush ceiling mount for the first time.



## BENT TO SHAPE

The pole is designed to be accurately bent and curved to shape.



# FINISHES

This newly extended palette of colours and finishes launches alongside Glide, fitting the new collection to the mood of any scheme.

## SHADES

A superb selection of opaque colours, all available in a choice of Matte, Satin or Gloss finish.



## COAT OPTIONS



## METALLICS

High metallic fleck coatings with most available in Satin and Gloss sheen levels.



## ANODIC METALS

A flat metal colour group, with an anodised style surface texture.



Pictured left to right:  
 ø30mm (1 3/16") Pole | Oblique • Sunrise | Spheric • Glow  
 Orbic • Storm | Ellipse • Sunset

GLIDE



**Pictured:**  
 ø30mm (1 3/16") Pole • Seamless • Metal Coat Gliders • Antique Brass - Satin

## FINIALS

The fused ends of Glide embody the seamless design language of the collection. Glide is presented with a Seamless end cap as standard, giving the ultimate in clean minimalism.

The fused ends also allow understated geometric finial forms to be added for a hint of decorative detail.



**Seamless®** Supplied as standard

ø30mm (1 3/16") Inclusive Length 5mm (3/16")  
 ø38mm (1 1/2") Inclusive Length 5mm (3/16")



**Orbic**

ø30mm (1 3/16") Inclusive Length 13mm (1/2")  
 ø38mm (1 1/2") Inclusive Length 15mm (9/16")



**Orbic Grand**

ø30mm (1 3/16") Inclusive Length 13mm (1/2")  
 ø38mm (1 1/2") Inclusive Length 15mm (9/16")



**Drum**

ø30mm (1 3/16") Inclusive Length 21mm (13/16")  
 ø38mm (1 1/2") Inclusive Length 23mm (7/8")



**Tulip**

ø30mm (1 3/16") Inclusive Length 35mm (1 3/8")  
 ø38mm (1 1/2") Inclusive Length 43mm (1 11/16")



**Oblique**

ø30mm (1 3/16") Inclusive Length 21mm (13/16")  
 ø38mm (1 1/2") Inclusive Length 23mm (7/8")



**Planar**

ø30mm (1 3/16") Inclusive Length 25mm (1")  
 ø38mm (1 1/2") Inclusive Length 29mm (1 1/8")



**Ellipse**

ø30mm (1 3/16") Inclusive Length 29mm (1 1/8")  
 ø38mm (1 1/2") Inclusive Length 33mm (1 5/16")






**Spheric**


ø30mm (1 3/16") Inclusive Length 53mm (2 1/16")  
 ø38mm (1 1/2") Inclusive Length 65mm (2 5/16")

© Please note that if this option is selected finials cannot be added at a later date.  
 For full technical information, sizes and weights please download the specification guide - [www.bradleycollection.com/specification-guides/](http://www.bradleycollection.com/specification-guides/)






# SINGLE BRACKETS

<b>Side</b> 	<b>Diameter</b> ø30mm (1 3/16") ø38mm (1 1/2")	<b>Projection from wall to pole centre</b> 60mm (2 3/8"), 100mm (4") 100mm (4")	<b>Fixing plate size</b> w30mm (1 3/16") x H70mm (2 3/4") w38mm (1 1/2") x H89mm (3 1/2")
<b>Mid</b> 	<b>Diameter</b> ø30mm (1 3/16") ø38mm (1 1/2")	<b>Projection from wall to pole centre</b> 60mm (2 3/8"), 100mm (4") 100mm (4")	<b>Fixing plate size</b> w70mm (2 3/4") x H30mm (1 3/16") w89mm (3 1/2") x H38mm (1 1/2")
<b>Ceiling</b> 	<b>Diameter</b> ø30mm (1 3/16") ø38mm (1 1/2")	<b>Drop from ceiling to top of pole</b> 1mm (1/16") 1mm (1/16")	<b>Fixing plate size</b> w70mm (2 3/4") x H30mm (1 3/16") w70mm (2 3/4") x H30mm (1 3/16")



# DOUBLE BRACKETS

<b>Side</b> 	<b>Diameter</b> Fø30mm (1 3/16") Bø30mm (1 3/16") Fø38mm (1 1/2") Bø30mm (1 3/16") Fø38mm (1 1/2") Bø38mm (1 1/2")	<b>Projection from wall to pole centre</b> F160mm (6 5/16") B60mm (2 3/8") F160mm (6 5/16") B60mm (2 3/8") F160mm (6 5/16") B60mm (2 3/8")	<b>Fixing plate size</b> w57mm (2 1/4") x H114mm (4 1/2") w57mm (2 1/4") x H114mm (4 1/2") w57mm (2 1/4") x H114mm (4 1/2")
<b>Mid</b> 	<b>Diameter</b> Fø30mm (1 3/16") Bø30mm (1 3/16") Fø38mm (1 1/2") Bø30mm (1 3/16") Fø38mm (1 1/2") Bø38mm (1 1/2")	<b>Projection from wall to pole centre</b> F160mm (6 5/16") B60mm (2 3/8") F160mm (6 5/16") B60mm (2 3/8") F200mm (8") B100mm (4")	<b>Fixing plate size</b> w114mm (4 1/2") x H57mm (2 1/4") w114mm (4 1/2") x H57mm (2 1/4") w114mm (4 1/2") x H57mm (2 1/4")
<b>Flush Partition</b> 	<b>Diameter</b> Fø30mm (1 3/16") Bø30mm (1 3/16") Fø38mm (1 1/2") Bø38mm (1 1/2")	<b>Drop from ceiling to top of pole</b> 1mm (1/16") 1mm (1/16")	<b>Fixing plate size</b> w89mm (3 1/2") x H38mm (1 1/2") w89mm (3 1/2") x H38mm (1 1/2")

# RECESS BRACKETS

<b>Recess with hook stop</b> 	<b>Diameter</b> ø30mm (1 3/16") ø38mm (1 1/2")	<b>Depth off wall</b> 10mm (3/8") 10mm (3/8")	<b>Fixing plate size</b> ø38mm (1 1/2") ø48mm (1 7/16")
---	--	---	---

# CUSTOM BRACKETS

A bespoke design service is offered to ensure solutions in even the most challenging installations.



**Custom Projection**  
Specify the exact projection needed.



**Custom Fixing Plate**  
Relevant where space is restricted or weight is a concern.



**Uplift**  
Helps negotiate cornice and similar architectural features.










**Ceiling Brackets**  
Specify exact projection required from ceiling.



**Angled Brackets**  
The solution for tight and awkward locations.

# GLIDING OPTIONS

<p><b>Glider</b></p>  <p><b>Drop from bottom of track:</b> 15mm (5/8")</p> <p><b>Colour Options:</b> Gypsum • Anthracite</p>	<p><b>Metalcoat Glider®</b></p>  <p><b>Drop from bottom of track:</b> 15mm (5/8")</p> <p><b>Colour Options:</b> System Colour © • Brushed Nickel</p>	<p><b>Roller</b></p>  <p><b>Drop from bottom of track:</b> 15mm (5/8")</p> <p><b>Colour Options:</b> White • Black</p>	
<p><b>Sine Glider</b></p>  <p><b>Drop from bottom of track:</b> 15mm (5/8")</p> <p><b>Sine Pitch:</b> 80mm (3 1/8")</p> <p><b>Colour Options:</b> Gypsum • Anthracite</p>	<p><b>Metalcoat Sine Glider®</b></p>  <p><b>Drop from bottom of track:</b> 15mm (5/8")</p> <p><b>Sine Pitch:</b> 80mm (3 1/8")</p> <p><b>Colour Options:</b> System Colour © • Brushed Nickel</p>	<p><b>Ripple Roller</b></p>  <p><b>Drop from bottom of track:</b> 15mm (5/8")</p> <p><b>Ripple Pitch:</b> 80mm (3 1/8")</p> <p><b>Colour Options:</b> White • Black</p>	<p><b>Ripplefold Roller</b></p>  <p><b>Drop from bottom of track:</b> 15mm (5/8")</p> <p><b>Ripplefold® Fullness:</b> 80% • 100% • 120%</p> <p><b>Colour Options:</b> White</p>

© Metalcoat Gliders, supplied in satin finish on Matte & Gloss finished systems

# POLES

Poles are cut, bent and curved to suit individual requirements. When calculating the length of your pole, remember to allow tolerance beyond the width of the frame for the curtains to stack back to the edge of the window.

Maximum pole length in one piece 4.0m (157").<sup>©</sup>

Poles exceeding the maximum length will be cut into equal parts unless otherwise specified. A pole joiner will be supplied.



<p><b>Size</b></p> <p>ø30mm (1 3/16")</p> <p>ø38mm (1 1/2")</p>	<p><b>Maximum distance between brackets</b></p> <p>1000mm (39")</p> <p>1000mm (39")</p>	<p><b>Minimum bend radius</b></p> <p>R300mm (12")</p> <p>R400mm (16")</p>
---	---	---

© Supplied in sections - Section lengths over 3.0m (118") will incur a handling charge  
For full technical information, sizes and weights please download the specification guide - [www.bradleycollection.com/specification-guides/](http://www.bradleycollection.com/specification-guides/)

## Draw Rods Seamless



**Draw rod length:**  
1000mm (39 3/8")  
Custom lengths available to order



**Pictured:**  
ø30mm (1 3/16") Pole • Seamless Finials • Antique Brass - Satin  
**Design inspired by:** Rogue Designs [www.rogue-designs.co.uk](http://www.rogue-designs.co.uk)  
**Photo styling inspired by:** Lucy Walters Photography

GLIDE



# FLOAT

A contemporary re-imagining of the traditional pole and ring, with perfected functionality and a modern style.

This collection features rings which float and move easily and uniformly, brackets which disappear from view and fused ends to offer a completely seamless aesthetic.

FLOAT | THE NEW STANDARD

**Pictured:**  $\varnothing$ 38mm (1½") Pole • Drum |  $\varnothing$ 30mm (1¾") Pole • Seamless Antique Brass - Satin

# FLOAT


## SEAMLESS

A unique new process fuses pole ends to pole in a truly seamless way.



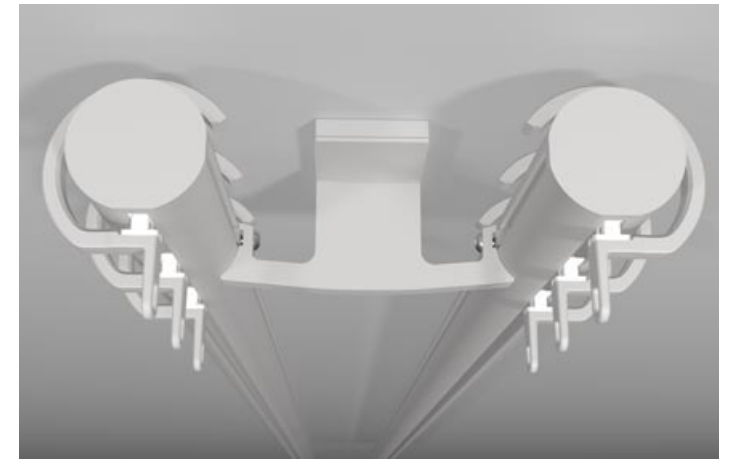
## FLOATING

Unique, smart design provides a beautiful, coated metal ring but with slick gliding functionality and a structured and uniform appearance.




## CEILING SKIMMING

Cleverly designed ceiling brackets mean rings move virtually flush to the ceiling. A new partition bracket also adds to the versatility of the collection.




## UNOBTRUSIVE

The bracket architecture is shared with Glide and Drive and keeps the front face of the pole clear of visible parts.




## PRECISE

A new jointing system ensures perfect alignment between pole sections.




## PERFECTED

Rings now pass brackets cleanly and easily even on the longest spans or through the most challenging bends.



## BENT TO SHAPE

The pole is designed to be accurately bent and curved to shape.




# FINISHES

This newly extended palette of colours and finishes launches alongside Float, fitting the new collection to the mood of any scheme.

## SHADES

A superb selection of opaque colours, all available in a choice of Matte, Satin or Gloss finish.



## COAT OPTIONS



## METALLICS

High metallic fleck coatings with most available in Satin and Gloss sheen levels.



## ANODIC METALS

A flat metal colour group, with an anodised style surface texture.



Pictured left to right:  
 ø30mm (1 3/16") Pole • Tulip • Champagne - Satin  
 ø30mm (1 3/16") Pole • Orbic Grand • Platinum - Satin  
 ø30mm (1 3/16") Pole • Ellipse • Antique Brass - Satin  
 ø38mm (1 1/2") Pole • Oblique • Gold - Satin  
 ø38mm (1 1/2") Pole • Drum • Bronze - Satin

FLOAT



**Pictured top to bottom:**  
 ø30mm (1 3/16") Pole | Orbic • Bone - Matte | Seamless • Parchment - Matte  
 Oblique • Oatmeal - Matte | Planar • Flint - Matte | Spheric • Raven - Matte

## FINIALS

The fused ends of Float reflect the modern minimalism of the collection. As standard Float is presented with a Seamless end cap, with geometric finial forms added for a more decorative aesthetic.



**Seamless®** Supplied as standard

ø30mm (1 3/16") Inclusive Length 5mm (3/16")  
 ø38mm (1 1/2") Inclusive Length 5mm (3/16")



**Orbic**

ø30mm (1 3/16") Inclusive Length 13mm (1/2")  
 ø38mm (1 1/2") Inclusive Length 15mm (9/16")



**Orbic Grand**

ø30mm (1 3/16") Inclusive Length 13mm (1/2")  
 ø38mm (1 1/2") Inclusive Length 15mm (9/16")



**Drum**

ø30mm (1 3/16") Inclusive Length 21mm (13/16")  
 ø38mm (1 1/2") Inclusive Length 23mm (7/8")



**Tulip**

ø30mm (1 3/16") Inclusive Length 35mm (1 3/8")  
 ø38mm (1 1/2") Inclusive Length 43mm (1 11/16")



**Oblique**

ø30mm (1 3/16") Inclusive Length 21mm (13/16")  
 ø38mm (1 1/2") Inclusive Length 23mm (7/8")



**Planar**

ø30mm (1 3/16") Inclusive Length 25mm (1")  
 ø38mm (1 1/2") Inclusive Length 29mm (1 1/8")



**Ellipse**

ø30mm (1 3/16") Inclusive Length 29mm (1 1/8")  
 ø38mm (1 1/2") Inclusive Length 33mm (1 5/16")






**Spheric**

ø30mm (1 3/16") Inclusive Length 53mm (2 1/16")  
 ø38mm (1 1/2") Inclusive Length 65mm (2 9/16")




© Please note that if this option is selected finials cannot be added at a later date.  
 For full technical information, sizes and weights please download the specification guide - [www.bradleycollection.com/specification-guides/](http://www.bradleycollection.com/specification-guides/)

# SINGLE BRACKETS


<b>Side</b> 	<b>Diameter</b> ø30mm (1 3/16") ø38mm (1 1/2")	<b>Projection from wall to pole centre</b> 60mm (2 3/8"), 100mm (4") 100mm (4")	<b>Fixing plate size</b> w30mm (1 3/16") x h70mm (2 3/4") w38mm (1 1/2") x h89mm (3 1/2")
<b>Mid</b> 	<b>Diameter</b> ø30mm (1 3/16") ø38mm (1 1/2")	<b>Projection from wall to pole centre</b> 60mm (2 3/8"), 100mm (4") 100mm (4")	<b>Fixing plate size</b> w70mm (2 3/4") x h30mm (1 3/16") w89mm (3 1/2") x h38mm (1 1/2")
<b>Ceiling</b> 	<b>Diameter</b> ø30mm (1 3/16") ø38mm (1 1/2")	<b>Drop from ceiling to top of pole</b> 7mm (1/4") 7mm (1/4")	<b>Fixing plate size</b> w70mm (2 3/4") x h30mm (1 3/16") w70mm (2 3/4") x h30mm (1 3/16")



# DOUBLE BRACKETS


<b>Side</b> 	<b>Diameter</b> Fø30mm (1 3/16") Bø30mm (1 3/16") Fø38mm (1 1/2") Bø30mm (1 3/16") Fø38mm (1 1/2") Bø38mm (1 1/2")	<b>Projection from wall to pole centre</b> F160mm (6 5/16") B60mm (2 3/8") F160mm (6 5/16") B60mm (2 3/8") F160mm (6 5/16") B60mm (2 3/8")	<b>Fixing plate size</b> w57mm (2 1/4") x h114mm (4 1/2") w57mm (2 1/4") x h114mm (4 1/2") w57mm (2 1/4") x h114mm (4 1/2")
<b>Mid</b> 	<b>Diameter</b> Fø30mm (1 3/16") Bø30mm (1 3/16") Fø38mm (1 1/2") Bø30mm (1 3/16") Fø38mm (1 1/2") Bø38mm (1 1/2")	<b>Projection from wall to pole centre</b> F160mm (6 5/16") B60mm (2 3/8") F160mm (6 5/16") B60mm (2 3/8") F200mm (8") B100mm (4")	<b>Fixing plate size</b> w114mm (4 1/2") x h57mm (2 1/4") w114mm (4 1/2") x h57mm (2 1/4") w114mm (4 1/2") x h57mm (2 1/4")
<b>Flush Partition</b> 	<b>Diameter</b> Fø30mm (1 3/16") Bø30mm (1 3/16") Fø38mm (1 1/2") Bø38mm (1 1/2")	<b>Drop from ceiling to top of pole</b> 7mm (1/4") 7mm (1/4")	<b>Fixing plate size</b> w89mm (3 1/2") x h38mm (1 1/2") w89mm (3 1/2") x h38mm (1 1/2")

# RECESS BRACKETS


<b>Recess with hook stop</b> 	<b>Diameter</b> ø30mm (1 3/16") ø38mm (1 1/2")	<b>Depth off wall</b> 10mm (3/8") 10mm (3/8")	<b>Fixing plate size</b> ø38mm (1 1/2") ø48mm (1 7/16")
---	--	---	---

# CUSTOM BRACKETS


A bespoke design service is offered to ensure solutions in even the most challenging installations.




**Custom Projection**  
Specify the exact projection needed.




**Custom Fixing Plate**  
Relevant where space is restricted or weight is a concern.



**Uplift**  
Helps negotiate cornice and similar architectural features.




**Ceiling Brackets**  
Specify exact projection required from ceiling.



**Angled Brackets**  
The solution for tight and awkward locations.

# RINGS

Float rings are assembled with acetal gliders and liners, which ensure smooth operation and a consistent upright position for the rings. Float rings pass brackets flawlessly, by design.



**Diameter**

ø30mm (1<sup>3</sup>/<sub>16</sub>"")  
ø38mm (1<sup>1</sup>/<sub>2</sub>"")

**Ring drop from top of pole to bottom of ringlet**

49mm (1<sup>15</sup>/<sub>16</sub>"")  
62mm (2<sup>7</sup>/<sub>16</sub>"")

Gypsum Glider & Liner

Anthracite Glider & Liner

For finish colour coordination see the specification guide  
[www.bradleycollection.com/specification-guides/](http://www.bradleycollection.com/specification-guides/)

# POLES

Poles are cut, bent and curved to suit individual requirements. When calculating the length of your pole, remember to allow tolerance beyond the width of the frame for the curtains to stack back to the edge of the window.

Maximum pole length in one piece 4.0m (157").<sup>Ⓜ</sup>

Poles exceeding the maximum length will be cut into equal parts unless otherwise specified. A pole joiner will be supplied.



<b>Size</b> ø30mm (1 <sup>3</sup> / <sub>16</sub> "") ø38mm (1 <sup>1</sup> / <sub>2</sub> "")	<b>Maximum distance between brackets</b> 1000mm (39") 1000mm (39")	<b>Minimum bend radius</b> R300mm (12") R400mm (16")
--	--	--

For full technical information, sizes and weights please download the specification guide - [www.bradleycollection.com/specification-guides/](http://www.bradleycollection.com/specification-guides/)

# ACCESSORIES

## Ombres

### Small




**Internal projection from wall:** 150mm (5<sup>7</sup>/<sub>8</sub>"")  
**Fixing plate size:** ø19mm (3<sup>3</sup>/<sub>4</sub>"")

### Grand



**Internal projection from wall:** 150mm (5<sup>7</sup>/<sub>8</sub>"")  
**Fixing plate size:** ø25mm (1")



## Draw Rod Seamless



**Draw rod length:**  
1000mm (39<sup>3</sup>/<sub>8</sub>"")  
Custom lengths available to order





# ⚡ | DRIVE


Innovative and exciting, Drive brings curtain poles firmly into the modern era. A full round pole style, a seamless look and a solution for any shape of window; all driven by your choice of drive and control.

DRIVE | THE NEW STANDARD

**Pictured:** Round  $\varnothing$ 38mm (1½") ⚡Pole • Ellipse • Glimmer

## LEADING MOTOR OPTIONS

Drive may be specified with your choice of motors from the leading brands. This provides power and control options ranging from standalone battery powered systems to fully integrated home automation solutions.



## SEAMLESS INNOVATION

The motor is turned through 90 degrees and rear-mounted via an embedded motor housing, finished in a complementary colour. The motor sits neatly and discreetly behind the drapes.




## GLIDING

Gypsum & Anthracite material now offered as standard for gliders, with coated metal gliders available for an exact colour match.



## MODERN

Modern sinuous heading styles can be created, using both hook and tape or snap tape components.



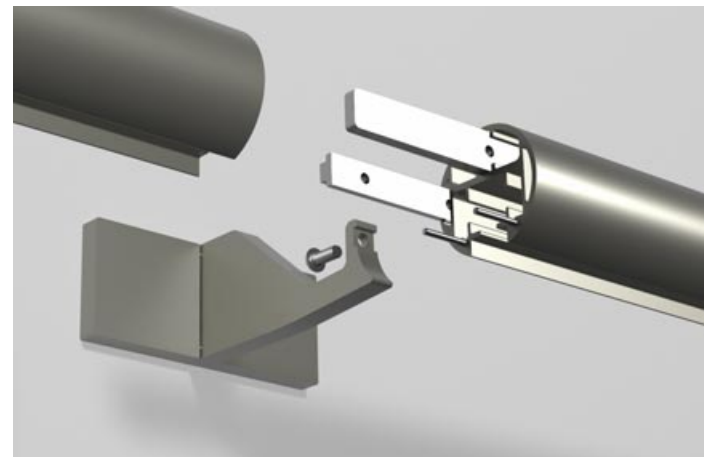
## UNOBTRUSIVE

The bracket architecture is shared with Glide and Float and keeps the front face of the pole clear of visible parts.



## PRECISE

A new jointing system ensures perfect alignment between pole sections.



## FLUSH

The rear fixing brackets allow true flush ceiling mount for the first time.



## BENT TO SHAPE

The pole is designed to be accurately bent and curved to shape.



# FINISHES

This stunning palette of colours and finishes is available on all Gliderpoles and components, with a choice of coat options throughout.

## SHADES

A superb selection of opaque colours, all available in a choice of Matte, Satin or Gloss finish.



## COAT OPTIONS



## METALLICS

High metallic fleck coatings with most available in Satin and Gloss sheen levels.



## ANODIC METALS

A flat metal colour group, with an anodised style surface texture.



Pictured left to right:  
 ø38mm (1½") Pole | Spheric • Charcoal - Matte | Orbic  
 Grand • Stone - Matte | Seamless • Lead - Matte  
 Tulip • Moss - Matte | Planar • Earth - Matte

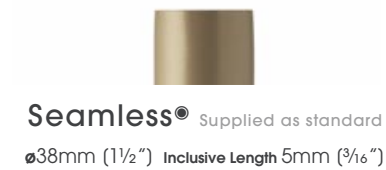


**Pictured:**  
 ø38mm (1½") ↗ Pole • Seamless • Charcoal - Satin

## FINIALS




The fused ends of Drive embody the seamless design language of the collection. Drive is presented with a Seamless end cap as standard, giving the ultimate in clean minimalism.

The fused ends also allow understated geometric finial forms to be added for a hint of decorative detail.






© Please note that if this option is selected finials cannot be added at a later date.  
 For full technical information, sizes and weights please download the specification guide - [www.bradleycollection.com/specification-guides/](http://www.bradleycollection.com/specification-guides/)


## SINGLE BRACKETS

<b>Side</b> 	<b>Diameter</b> ø38mm (1½")	<b>Projection from wall to pole centre</b> 100mm (4")	<b>Fixing plate size</b> w38mm (1½") x h89mm (3½")
<b>Mid</b> 	<b>Diameter</b> ø38mm (1½")	<b>Projection from wall to pole centre</b> 100mm (4")	<b>Fixing plate size</b> w89mm (3½") x h38mm (1½")
<b>Flush</b> 	<b>Diameter</b> ø38mm (1½")	<b>Drop from ceiling to top of pole</b> 1mm (1/16")	<b>Fixing plate size</b> w70mm (2¾") x h30mm (1¾")

## DOUBLE BRACKETS






<b>Side</b> 	<b>Diameter</b> Fø38mm (1½") Bø38mm (1½")	<b>Projection from wall to pole centre</b> F200mm (8") B100mm (4")	<b>Fixing plate size</b> w57mm (2¼") x h114mm (4½")
<b>Mid</b> 	<b>Diameter</b> Fø38mm (1½") Bø38mm (1½")	<b>Projection from wall to pole centre</b> F200mm (8") B100mm (4")	<b>Fixing plate size</b> w114mm (4½") x h57mm (2¼")
<b>Flush Partition</b> 	<b>Diameter</b> Fø38mm (1½") Bø38mm (1½")	<b>Drop from ceiling to top of pole</b> 1mm (1/16")	<b>Fixing plate size</b> w89mm (3½") x h38mm (1½")

## RECESS BRACKETS

<b>Recess with hook stop</b> 	<b>Diameter</b> ø38mm (1½")	<b>Depth off wall</b> 10mm (3/8")	<b>Fixing plate size</b> ø48mm (17/16")
---	--------------------------------	--------------------------------------	--

## CUSTOM BRACKETS

A bespoke design service is offered to ensure solutions in even the most challenging installations.

				
<b>Custom Projection</b> Specify the exact projection needed.	<b>Custom Fixing Plate</b> Relevant where space is restricted or weight is a concern.	<b>Uplift</b> Helps negotiate cornice and similar architectural features.	<b>Ceiling Brackets</b> Specify exact projection required from ceiling.	<b>Angled Brackets</b> The solution for tight and awkward locations.

## SYSTEMS

Electric double pole systems may be specified with a **DRIVE** pole to front and rear.

It is also possible to specify a motor to the main curtain and a manual pole to the rear. Simply select **DRIVE** for the front pole and either **GLIDE** Ø30mm (1¾") or 38mm (1½") for the rear.



# LUTRON® SIVOIA

Low voltage concealed motors  
 Three motor ratings for differing curtain weights  
 Quiet motors, noise level at 1000mm (3') <44dBA  
 Fully compatible with Lutron® QS Home Automation systems  
 Wireless remote control, app control or home automation integration

## MOTOR OPTIONS

### ⚡ Motor



**D105 • D145 • D175**  
 Mains powered motor options.  
 Requires professional installation.  
 Suitable for systems up to 15M (49ft).

### ⚡ Motor with radio dongle



**D105 • D145 • D175**  
 Mains powered motor options, with radio dongle for use with remote control options.  
 Requires professional installation.  
 Suitable for systems up to 15M (49ft).

## CONTROL OPTIONS

### Remote Control



Single hand held remote control option available.

### App Control RA2 Select Hub



The system can be controlled with the Lutron app or through smart devices & Amazon Alexa.

### Automation systems



The system can also be intergrated with all major home control systems.Ⓐ

# SOMFY® GLYDEA, IRISMO & MOVELITE

Mains & Battery powered motor options  
 Touch and go manual operation  
 System allows manual operation during power failure  
 Quiet motors, noise level at 1000mm (3') <44dBA  
 Fully compatible with Somfy RTS  
 Wireless remote control, app control or home automation integration

## MOTOR OPTIONS

### ⚡ Glydea Ultra 60e



**WT • RTS**  
 Mains powered motor.  
 RTS includes integrated radio receiver for use with remote control options.  
 Requires professional installation.  
 Suitable for systems up to 12M (39ft).

### 🔋 Irismo 45 WF



**RTS**  
 Battery powered motor, with integrated radio receiver for use with remote control options.  
 Single charge lasts up to six months.  
 Requires no pre-wiring.  
 Suitable for systems up to 10M (33ft).

### ⚡ Movelite 35



**WT • RTS**  
 Mains powered motor.  
 RTS includes integrated radio receiver for use with remote control options.  
 Requires professional installation.  
 Suitable for systems up to 10M (33ft).

### 🔋 Movelite 35 WFⒸ



**RTS**  
 Battery powered motor, with integrated radio receiver for use with remote control options.  
 Single charge lasts up to four months.  
 Requires no pre-wiring.  
 Suitable for systems up to 6M (19ft)Ⓒ.

## CONTROL OPTIONS

### Remote Control



Single channel & Multi-channel hand held remote control options available.

### App Control Tahoma



The system can be controlled with the Somfy Tahoma app or through smart devices & Amazon Alexa.

### Automation systems



The system can also be intergrated with all major home control systems.Ⓐ

# SILENT GLISS® 5600

Smooth, silent and powerful motors  
 DC & AC hidden motor options  
 Touch and go manual operation  
 System allows manual operation during power failure  
 Quiet motors, noise level at 300mm (1') <36dBA  
 Wireless remote control, app control or home automation integration

## MOTOR OPTIONS

### ⚡ 9060 Motor



Mains & low voltage powered motor option.  
 Requires professional installation.  
 Suitable for systems up to 15M (49ft).  
 Three colour options: White • Silver • Black

### ⚡ 9060 Motor with radio module



Mains powered motor, with radio module for use with remote control options.  
 Requires professional installation.  
 Suitable for systems up to 15M (49ft).  
 Three colour options: White • Silver • Black  
 Smart Expansion Module<sup>Ⓞ</sup> also available.

## CONTROL OPTIONS

### Remote Control



Single & Multi-channel hand held remote control options available.

### App Control Move



The system can be controlled with the Silent Gliss Move<sup>Ⓞ</sup> app to allow control on smart devices.

### Automation systems



The system can also be integrated with all major home control systems, and via Silent Gliss Smart<sup>Ⓞ</sup> system allowing two way integration with all major home control systems<sup>Ⓞ</sup>



## GLIDING OPTIONS



**Glider**  
 Drop from bottom of track:  
 15mm (5/8")

**Colour Options:**  
 Gypsum • Anthracite




**Metalcoat Glider<sup>®</sup>**  
 Drop from bottom of track:  
 15mm (5/8")

**Colour Options:**  
 System Colour<sup>Ⓞ</sup> • Brushed Nickel



**Roller**  
 Drop from bottom of track:  
 15mm (5/8")

**Colour Options:**  
 White • Black



**Sine Glider**  
 Drop from bottom of track:  
 15mm (5/8")

**Sine Pitch:**  
 80mm (3 1/8")

**Colour Options:**  
 Gypsum • Anthracite

**Metalcoat Sine Glider<sup>®</sup>**  
 Drop from bottom of track:  
 15mm (5/8")

**Sine Pitch:**  
 80mm (3 1/8")

**Colour Options:**  
 System Colour<sup>Ⓞ</sup> • Brushed Nickel

**Ripple Roller**  
 Drop from bottom of track:  
 15mm (5/8")

**Ripple Pitch:**  
 80mm (3 1/8")

**Colour Options:**  
 White • Black

**Ripplefold Roller**  
 Drop from bottom of track:  
 15mm (5/8")

**Ripplefold<sup>®</sup> Fullness:**  
 80% • 100% • 120%

**Colour Options:**  
 White

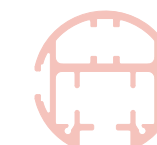
Ⓞ Metalcoat Gliders, supplied in satin finish on Matte & Gloss finished systems

## POLES

Poles are cut, bent and curved to suit individual requirements.  
 When calculating the length of your pole, remember to allow tolerance beyond the width of the frame for the curtains to stack back to the edge of the window.

Maximum pole length in one piece 4.0m (157").<sup>Ⓞ</sup>

Poles exceeding the maximum length will be cut into equal parts unless otherwise specified. A pole joiner will be supplied.



**Diameter**  
 ø38mm (1 1/2")

**Maximum distance between brackets**  
 1000mm (39")

**Minimum bend radius**  
 R400mm (16")



# ⚡ | ELEVATE

Peerless and opulent, this collection truly has no rival.

A rare, luxurious aesthetic and freedom of expression in design are balanced with the final word in functionality and control.

The world's finest.

**Pictured:** ø38mm (1½") Coverpole - Lutron • Standard Stud • Brass Toned  
**Project by:** Gallagher London • London SW7 - UK



## LEADING MOTOR OPTIONS

Elevate may be specified with your choice from the leading motorised systems. This provides power and control options ranging from standalone battery powered systems to fully integrated home automation solutions.



For Double pole systems, a hand drawn rear pole may be specified if preferred.



## LENGTH

Poles can be supplied to any length<sup>Ⓞ</sup>, subject to maximum weight loadings of the selected motorised system.




## BENT TO SHAPE

A bespoke bay bending service is available on all diameters to allow the perfect shaped pole to fit any bay window.<sup>Ⓞ</sup>



## SCALE

Elevate poles are available in two pole diameters, Ø38mm (1½") • 50mm (2"). Finial designs are carefully scaled to maintain the system aesthetic.



## DETAILING

The secret of any design is in the detail. Nylon end housings are finished in a complementary colour, for a harmonious tonal effect.



## FUNCTION

A range of bracket options have been designed to ensure simple installation, including flush fit ceiling brackets.




## MODERN HEADINGS

The choice of motor systems means that modern headings can be accommodated, with both Wave<sup>®</sup> and Ripplefold<sup>®</sup> styles available.




<sup>Ⓞ</sup> Supplied in sections - Maximum section length 2.9m (114") | <sup>Ⓞ</sup> Brushed finishes not available with bends



## EDGE

Edge is the epitome of understatement, being sleek, discreet and integrated. Available in two pole diameters, Ø38mm (1½") • 50mm (2").

The unique Edge bracket design gives a structured return to the wall for drapes and incorporates an adjustable return-to-wall hook eye.




# FINISHES

All poles and components may be specified in this stunning palette of colours and finishes, with a choice of coat options throughout.


## SHADES

A superb selection of opaque colours, all available in a choice of Matte, Satin or Gloss finish.



## METALLICS

High metallic fleck coatings with most available in Satin and Gloss sheen levels.



## ANODIC METALS

A flat metal colour group, with an anodised style surface texture.




## STAINLESS STEEL

A brushed stainless steel base gives an edgy feel.



## CLASSICS

Signature translucent finishes which allow the beauty of steel to shine through.



Ⓢ Brushed finishes not available with bends



Pictured: ø38mm (1 1/2") Coverpole - Somfy • Contrast Stud • Light Bronze

## SPECIALIST FINISHES

Specialist techniques are employed to deliver additional finish choices. These more complex finishes are available at a premium cost and with longer lead times.

### STAINLESS TINTS

Brushed stainless steel, in subtle tinted hues gives an industrial aesthetic.



Brushed Brass ⊕⊕⊗

Brushed Bronze ⊕⊕⊗

Brushed Carbon ⊕⊕⊗

### FLUID METAL™

Leading edge technology allows authentic metal coats to be applied to any substrate, which can then be worked and aged for a truly luxurious result.



Old Brass ⊕⊕⊗✎

Light Bronze ⊕⊕⊗✎

Bronze Art ⊕⊕⊗✎

⊕ A finishing charge will apply | ⊗ Longer lead-times will apply | ✎ Fluid Metal finishes are supplied unlacquered and will tarnish over time, a clear lacquer may be applied on request as a custom finish  
✎ Fluid Metal finishes are hand produced, finish may vary | ⊗ Brushed finishes not available with bends

# FINIALS

This design edit provides a solution for any project. Sharp, geometric designs give Elevate a thoroughly modern persona, while rounded design cues offer a more classic feel, albeit still expressed with a more contemporary hand.



**Pictured:** ø38mm (1½") Coverpole - Silent Gliss • Faceted Disc • Brushed Stainless



**Flush End Cap**® Supplied as standard

ø38mm (1½") Inclusive Length 6mm (¼")  
ø50mm (2") Inclusive Length 6mm (¼")



**Standard Stud**

ø38mm (1½") Inclusive Length 9mm (⅜")  
ø50mm (2") Inclusive Length 10mm (⅜")



**Contrast Stud**

ø38mm (1½") Inclusive Length 20mm (⅞")  
ø50mm (2") Inclusive Length 23mm (⅞")



**Large Disc**

ø38mm (1½") Inclusive Length 7mm (¼")  
ø50mm (2") Inclusive Length 8mm (⅕")



**Button Stud**

ø38mm (1½") Inclusive Length 58mm (2⅝")  
ø50mm (2") Inclusive Length 69mm (2⅞")



**Faceted Disc**

ø38mm (1½") Inclusive Length 45mm (1¾")  
ø50mm (2") Inclusive Length 59mm (2⅝")



**Ball & Collar**

ø38mm (1½") Inclusive Length 86mm (3⅜")  
ø50mm (2") Inclusive Length 106mm (4⅜")



**Ball**

ø38mm (1½") Inclusive Length 86mm (3⅜")  
ø50mm (2") Inclusive Length 106mm (4⅜")

© Please note that if this option is selected finials cannot be added at a later date.

For full technical information, sizes and weights please download the specification guide - [www.bradleycollection.com/specification-guides/](http://www.bradleycollection.com/specification-guides/)

# SINGLE BRACKETS

<b>Side</b>	<b>Diameter</b> ø38mm (1½") ø50mm (2")	<b>Projection from wall to track centre</b> 100mm (4") 100mm (4")	<b>Fixing plate size</b> w52mm (2½") x h104mm (4½") w52mm (2½") x h104mm (4½")
-------------	--	---	--

<b>Mid</b>	<b>Mid - Joining</b>	<b>Diameter</b> ø38mm (1½") ø50mm (2")	<b>Projection from wall to track centre</b> 100mm (4") 100mm (4")	<b>Fixing plate size</b> w104mm (4½") x h52mm (2½") w104mm (4½") x h52mm (2½")
------------	----------------------	--	---	--

<b>Flush</b>	<b>Flush - Joining</b>	<b>Diameter</b> ø38mm (1½") ø50mm (2")	<b>Drop from ceiling to top of pole</b> 3mm (⅛") 3mm (⅛")	<b>Fixing plate size</b> w70mm (2¾") x h34mm (1⅝") w70mm (2¾") x h34mm (1⅝")
--------------	------------------------	--	---	--

# DOUBLE BRACKETS

<b>Side</b>	<b>Diameter</b> Fø38mm (1½") Bø38mm (1½") Fø38mm (1½") B Uncovered track Fø50mm (2") Bø38mm (1½") Fø50mm (2") Bø50mm (2") Fø50mm (2") B Uncovered track	<b>Projection from wall to track centre</b> F160mm (6⅝") B 60mm (2⅜") F160mm (6⅝") B 60mm (2⅜") F160mm (6⅝") B 60mm (2⅜") F160mm (6⅝") B 60mm (2⅜") F160mm (6⅝") B 60mm (2⅜")	<b>Fixing plate size</b> w52mm (2½") x h104mm (4½") w52mm (2½") x h104mm (4½") w52mm (2½") x h104mm (4½") w52mm (2½") x h104mm (4½") w52mm (2½") x h104mm (4½")
-------------	--	--	--

<b>Mid</b>	<b>Mid - Joining</b>	<b>Diameter</b> Fø38mm (1½") Bø38mm (1½") Fø38mm (1½") B Uncovered track Fø50mm (2") Bø38mm (1½") Fø50mm (2") Bø50mm (2") Fø50mm (2") B Uncovered track	<b>Projection from wall to track centre</b> F160mm (6⅝") B 60mm (2⅜") F160mm (6⅝") B 60mm (2⅜") F160mm (6⅝") B 60mm (2⅜") F160mm (6⅝") B 60mm (2⅜") F160mm (6⅝") B 60mm (2⅜")	<b>Fixing plate size</b> w104mm (4½") x h52mm (2½") w104mm (4½") x h52mm (2½") w104mm (4½") x h52mm (2½") w104mm (4½") x h52mm (2½") w104mm (4½") x h52mm (2½")
------------	----------------------	--	--	--

# EDGE BRACKETS

<b>Single - End</b>	<b>Diameter</b> ø38mm (1½") ø50mm (2")	<b>Projection from wall to pole centre</b> 100mm (4") 100mm (4")	<b>Fixing plate size</b> w52mm (2½") x h104mm (4½") w52mm (2½") x h104mm (4½")
---------------------	--	--	--

<b>Double - End</b>	<b>Diameter</b> Fø38mm (1½") Bø38mm (1½") Fø50mm (2") Bø38mm (1½") Fø50mm (2") Bø50mm (2")	<b>Projection from wall to pole centre</b> F160mm (6⅝") B 60mm (2⅜") F160mm (6⅝") B 60mm (2⅜") F160mm (6⅝") B 60mm (2⅜")	<b>Fixing plate size</b> w52mm (2½") x h104mm (4½") w52mm (2½") x h104mm (4½") w52mm (2½") x h104mm (4½")
---------------------	---	---	--

# CUSTOM BRACKETS

Elevate can be customised to suit virtually any window.



**Custom Projection**

Specify the exact projection needed.



**Custom Fixing Plate**

Relevant where space is restricted or weight is a concern.



**Uplift**

Helps negotiate cornice and similar architectural features.



**Dropdown Ceiling**

Specify exact projection required from ceiling.



**Angled Brackets**

The solution for tight and awkward locations.

# ELECTRIC DRAPERY HARDWARE

For the full range of Electric poles and tracks visit [www.bradleycollection.com/electric](http://www.bradleycollection.com/electric)

Handed Item - Left and Right version available

# LUTRON® SIVOIA

Straight poles maximum length 9 Metres (29.5ft)Ⓞ  
 Bespoke bay serviceⓄ  
 Standard rollers and Ripplefold® rollers  
 Low voltage concealed motors  
 Three motor ratings for differing curtain weights

Quiet motors, noise level at 1000mm (3') <44dBA  
 Fully compatible with Lutron® QS Home Automation systems  
 Wireless remote control, app control or home automation integration



## MOTOR OPTIONS

### ⚡ Motor



**D105 • D145 • D175**  
 Mains powered motor options.  
 Requires professional installation.  
 Suitable for systems up to 15M (49ft).

### ⚡ Motor with radio dongle



**D105 • D145 • D175**  
 Mains powered motor options, with radio  
 dongle for use with remote control options.  
 Requires professional installation.  
 Suitable for systems up to 15M (49ft).

## CONTROL OPTIONS

### Remote Control



Single hand held remote control  
 option available.

### App Control RA2 Select Hub



The system can be controlled with the Lutron  
 app or through smart devices & Amazon  
 Alexa.

### Automation systems



The system can also be intergrated with all  
 major home control systems.Ⓞ

## GLIDING OPTIONS

Lutron can be supplied with 2 gliding options: Standard Rollers,  
 or Ripplefold® Rollers to be used with Graber or Kirsch snap header tape.

### Rollers



**Drop from bottom of track:**  
 12mm (7/16")  
**Colour Options:**  
 White

### Ripplefold® Rollers



**Drop from bottom of track:**  
 20mm (13/16")  
**Ripplefold® Fullness:**  
 80% • 100% • 120%  
**Colour Options:**  
 White

## POLES

Poles are cut and bent to suit individual requirements. When calculating the length of your pole, remember to allow tolerance  
 beyond the width of the frame for the curtains to stack back to the edge of the window.

Maximum Coverpole length in one piece 2.9m (114")Ⓞ. Poles exceeding the maximum length will be cut into equal parts unless  
 otherwise specified. A joining bracket will need to be specified.



**Size**  
 ø38mm (1½")  
 ø50mm

**Maximum distance between brackets**  
 1500mm (60")  
 1500mm (60")

**Minimum bend radius**  
 R275mm (10³/₁₆")  
 R275mm (10³/₁₆")

# SOMFY® GLYDEA, IRISMO & MOVELITE



Straight poles maximum length 12 Metres (39ft)Ⓞ  
 Bespoke bay serviceⓄⓈ  
 Standard rollers, Ripple rollers and Ripplefold® rollers  
 Mains & Battery powered motor options  
 Touch and go manual operation

System allows manual operation during power failure  
 Quiet motors, noise level at 1000mm (3') <44dBA  
 Fully compatible with Somfy RTS  
 Wireless remote control, app control or home automation integration

## MOTOR OPTIONS

### ⚡ Glydea Ultra 60e



**WT • RTS**  
 Mains powered motor.  
 RTS includes integrated radio receiver for use with remote control options.  
 Requires professional installation.  
 Suitable for systems up to 12M (39ft).

### 🔋 Irismo 45 WF



**RTS**  
 Battery powered motor, with integrated radio receiver for use with remote control options.  
 Single charge lasts up to six months.  
 Requires no pre-wiring.  
 Suitable for systems up to 10M (33ft).

### ⚡ Movelite 35



**WT • RTS**  
 Mains powered motor.  
 RTS includes integrated radio receiver for use with remote control options.  
 Requires professional installation.  
 Suitable for systems up to 10M (33ft).

### 🔋 Movelite 35 WF



**RTS**  
 Battery powered motor, with integrated radio receiver for use with remote control options.  
 Single charge lasts up to four months.  
 Requires no pre-wiring.  
 Suitable for systems up to 6M (19ft)Ⓞ.

## CONTROL OPTIONS

### Remote Control



Single channel & Multi-channel hand held remote control options available.

### App Control Tahoma



The system can be controlled with the Somfy Tahoma app or through smart devices & Amazon Alexa.

### Automation systems




The system can also be intergrated with all major home control systems.Ⓢ

⚡ Mains Power | 🔋 Battery Power | Ⓞ Movelite35 WF is not suitable for bay bends | Ⓢ Specialist support & additional components required  
 Weight restrictions apply. For full technical information please refer to the specification guide. [www.bradleycollection.com/specification-guides/](http://www.bradleycollection.com/specification-guides/)

## GLIDING OPTIONS

Somfy is available in 3 gliding options: Standard Rollers, Ripple Rollers, to be used with wave-style header tape. Or Ripplefold® Rollers to be used with Graber or Kirsch snap header tape.



**Drop from bottom of track:**  
 20mm (13/16")  
**Colour Options:**  
 White • Black

**Drop from bottom of track:**  
 20mm (13/16")  
**Ripple Pitch:**  
 80mm (31/8")  
**Colour Options:**  
 White • Black

**Drop from bottom of track:**  
 20mm (13/16")  
**Ripplefold® Fullness:**  
 80% • 100% • 120%  
**Colour Options:**  
 White

## POLES

Poles are cut and bent to suit individual requirements. When calculating the length of your pole, remember to allow tolerance beyond the width of the frame for the curtains to stack back to the edge of the window.

Maximum Coverpole length in one piece 2.9m (114")Ⓞ. Poles exceeding the maximum length will be cut into equal parts unless otherwise specified. A joining bracket will need to be specified.



**Size**  
 ø38mm (1½")  
 ø50mm

**Maximum distance between brackets**  
 1500mm (60")  
 1500mm (60")

**Minimum bend radius**  
 R275mm (10³/₁₆")  
 R275mm (10³/₁₆")

Ⓞ Supplied in sections - maximum section length 2.9m (9.5ft) | Ⓢ Brushed finishes not available with bends



# SILENT GLISS® 5600



Straight poles maximum length 25 Metres (82ft)<sup>Ⓞ</sup>  
Bespoke bay service<sup>Ⓞ</sup>  
Standard gliders and rollers & Wave<sup>®</sup> gliders and rollers  
Smooth, silent and powerful motors  
DC & AC hidden motor options

Touch and go manual operation  
System allows manual operation during power failure  
Quiet motors, noise level at 300mm (1') <36dBA  
Wireless remote control, app control or home automation integration

## MOTOR OPTIONS

### ⚡ 9060 Motor



Mains & low voltage powered motor option.  
Requires professional installation.  
Suitable for systems up to 15M (49ft).  
Three colour options: White • Silver • Black

### ⚡ 9060 Motor with radio module



Mains powered motor, with radio module for use with remote control options.  
Requires professional installation.  
Suitable for systems up to 15M (49ft).  
Three colour options: White • Silver • Black  
Smart Expansion Module<sup>Ⓞ</sup> also available.

## CONTROL OPTIONS

### Remote Control



Single & Multi-channel hand held remote control options available.

### App Control Move



The system can be controlled with the Silent Gliss Move<sup>Ⓞ</sup> app to allow control on smart devices.

### Automation systems




The system can also be integrated with all major home control systems, and via Silent Gliss Smart<sup>Ⓞ</sup> system allowing two way integration with all major home control systems<sup>Ⓞ</sup>



⚡ Mains Power | Ⓞ Move server set 9960 is required for use with this app | Ⓞ Smart only available in United Kingdom, requires Smart Expansion Module | Ⓞ Specialist support & additional components required | Weight restrictions apply. For full technical information please refer to the specification guide. [www.bradleycollection.com/specification-guides/](http://www.bradleycollection.com/specification-guides/)

## GLIDING OPTIONS

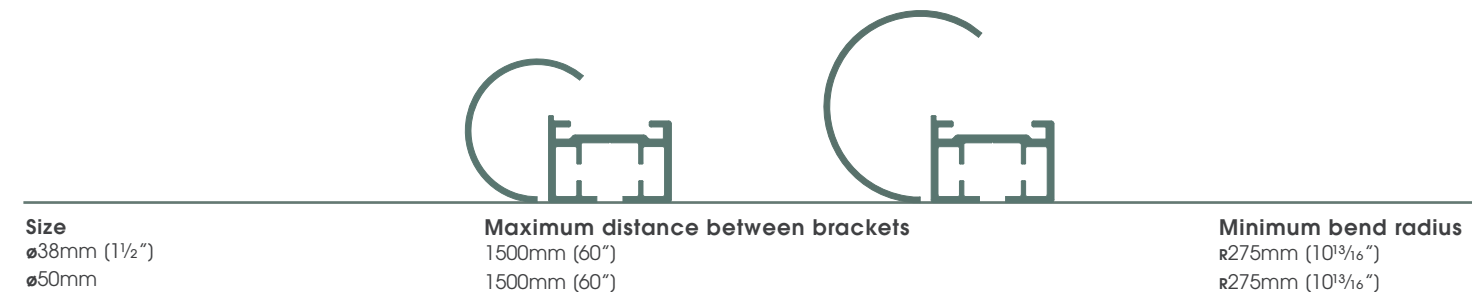
Silent Gliss 5600 is available in 4 gliding options: Standard Gliders & Rollers, or Wave<sup>®</sup> Gliders & Rollers to be used with Wave<sup>®</sup> header tape.



## POLES

Poles are cut and bent to suit individual requirements. When calculating the length of your pole, remember to allow tolerance beyond the width of the frame for the curtains to stack back to the edge of the window.

Maximum Coverpole length in one piece 2.9m (114")<sup>Ⓞ</sup>. Poles exceeding the maximum length will be cut into equal parts unless otherwise specified. A joining bracket will need to be specified.



Ⓞ Supplied in sections - maximum section length 2.9m (9.5ft) | Ⓞ Brushed finishes not available with bends  
Ⓞ Supplied as standard on systems over 2.9m (9.5ft) with single stack curtains